

Econopolis Emerging Markets Equities Fund

Description of funds

Econopolis Emerging Market Equities is a compartment of Econopolis Funds SICAV, a Luxembourg UCITS fund. The compartment aims to deliver a long term return to investors via investments in equity and monetary instruments that have their principal place of business in emerging markets. International companies which have a substantial business exposure to such emerging markets are also eligible for the compartment.

Comments of the portfolio manager

The last month of the year did not bring any further spectacular price movements in the emerging economies. On balance we therefore did not see much movement in the underlying value of the fund, even though the individual securities showed considerable volatility. The month was ruled by the new Omicron variant, which was initially met with great fears, and the rising level of inflation in many parts of the world. The US central bank therefore announced its intention to raise interest rates in stages next year. In China, we sooner witnessed the reverse. There, the past year was typified for one thing by increasing regulation, which had a negative impact on numerous sectors, and a strict monetary policy for another. **In December, China announced it was easing the RRR (Reserve Requirement Ratio) by 50 base points, combined with a number of other measures aimed at raising liquidity.** This may point to a tipping point in Chinese policy, especially in the run-up to the Party Congress to be held later on in 2022, with stability certain to be high on the agenda in the period leading up to it. A further gradual easing of macro policy, in addition to other measures to stabilise growth, therefore seems likely over the rest of the year. Which means this year China could potentially present the mirror image of 2021. Other than this, **Tencent announced its intention to drive down its stake in JD.com from 17% to 2.3%, with the difference to be paid to the shareholders in the shape of a special dividend.** Finally, no transactions worth mentioning were carried out in December.

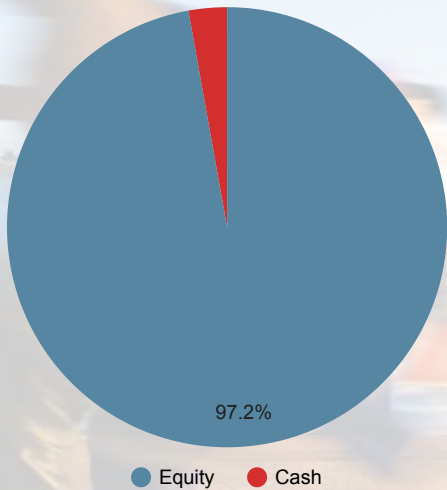
Advisor:



Co-advisor:



Verdeling activa



Netto inventariswaarde (NIW)

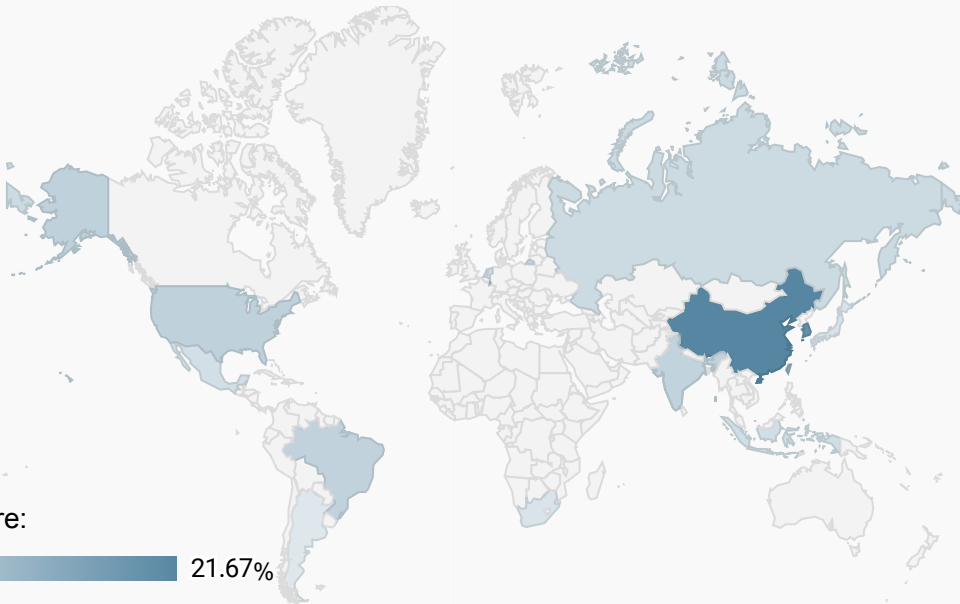
NIW klasse I-dis:	112.98 €
NIW klasse I-kap:	112.5 €
Returns:	
MTD:	0.97%
YTD:	-1,5%
2020:	17.99%

Evolutie NIW (Aandelenklasse I - Kap)



Disclaimer: De grafiek geeft de in het verleden behaalde resultaten van het fonds weer. Rendementen uit het verleden bieden geen enkele garantie voor de toekomst. Ze houden rekening met kosten en vergoedingen. Het fonds werd opgericht in december 2017. Het resultaat werd berekend in euro. Standaard deviatie en Sharpe Ratio worden op wekelijkse basis berekend, over een periode van 3 jaar.

Geografic overview positions

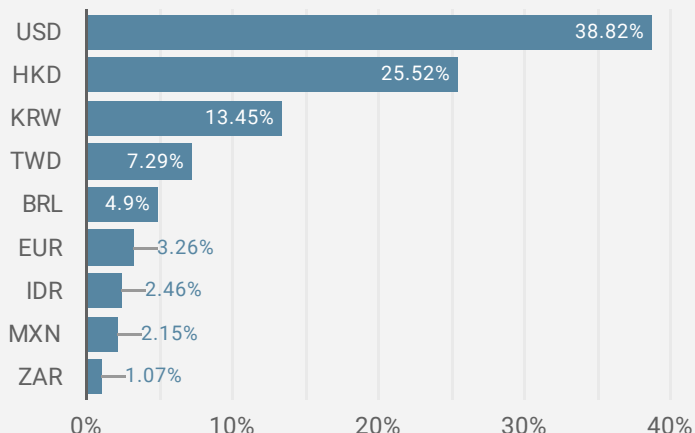


Currency exposure:

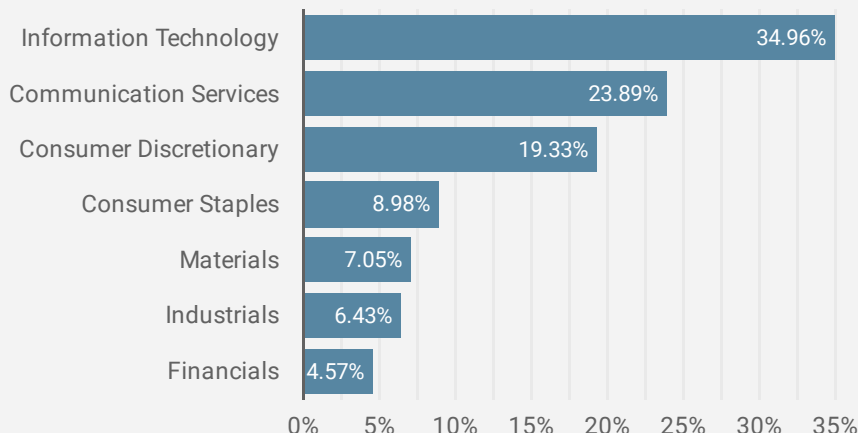


Econopolis Emerging Markets Equities Fund

Currency allocation fund



Sector allocation fund



Stocks - Top 10

Samsung Electronics Co Ltd

Currency

USD

Alibaba Group Holding Ltd

HKD

NetEase Inc

HKD

Taiwan Semiconductor Manufactu

USD

MediaTek Inc

TWD

Infosys Ltd

USD

Tencent Holdings Ltd

HKD

Newmont Mining Corp

USD

AIA Group Ltd

HKD

SUNNY OPTICAL

HKD

Total positions 48

Industry

Information Technology

% of total

6.2%

Consumer Discretionary

5.93%

Communication Services

5.87%

Information Technology

5.73%

Information Technology

5.13%

Information Technology

4.83%

Communication Services

3.46%

Materials

2.89%

Financials

2.78%

Information Technology

2.71%

Key facts and practical information

Compartment of: Econopolis Funds, SICAV under Luxembourg law with European Passport

Risk profile: 1 - 2 - 3 - 4 - 5 - 6 - 7

Investment horizon: 5 year

Launch date: December 2017

Currency: EUR

Shares: Capitalisation & Distribution

ISIN-code I-class Capitalisation: LU1676054940

ISIN-code I-class Distribution: LU1676054783

Size: EUR 18.5M

Subscription fee: Max. 3% dependant on distributor

Redemption fee: Max. 3% dependant on distributor

Subscription and redemption: Daily before 12:00pm

Management fee: 0,80%

Total expense ratio I-Kapitalisatie: 1.86%

Total expense ratio I-Distributie: 1.79%

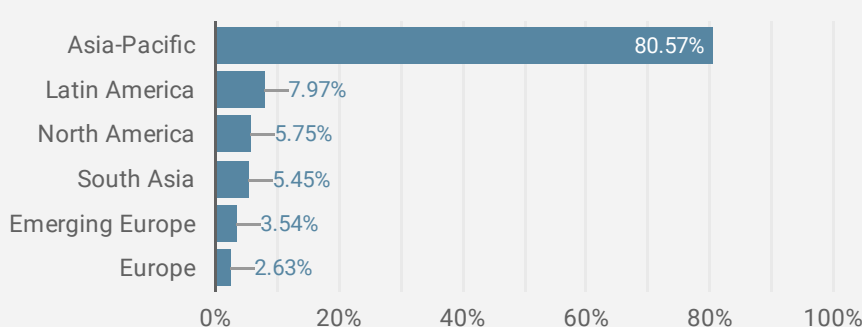
Performance fee: NA

NAV-reporting: www.fundsquare.net/homepage,

Bloomberg, Reuters, ...

Licensed in: Belgium, Luxembourg

Geographical allocation fund



Warning:

The compartment is approved for distribution in Belgium and Luxembourg. The prospectus and essential investor information, KIID, are available on the website www.fundsquare.net/homepage, where the net asset value is also published. This document is a general document for the general public and is not based on information of the personal situation of the reader. There is no review of the knowledge and experience, neither of his financial situation of investment objectives. There are possibly financial instrument mentioned in this document that are not suitable nor appropriate for the reader. Therefore the document exclusively contains product information of the mentioned financial instrument and cannot be considered as investment advice.

Contact

Econopolis wealth management NV | Sneeuwbeslaan 20 bus 12 | 2610 Wilrijk | Tel. +32 3 3 666 555 | Fax +32 3 3 666 466 | info@econopolis.be | www.econopolis.be

Responsible editor: Michaël De Man, Econopolis Wealth Management NV