

# Econopolis Emerging Markets Equities Fund

## Description of funds

Econopolis Emerging Market Equities is a compartment of Econopolis Funds SICAV, a Luxembourg UCITS fund. The compartment aims to deliver a long term return to investors via investments in equity and monetary instruments that have their principal place of business in emerging markets. International companies which have a substantial business exposure to such emerging markets are also eligible for the compartment.

## Comments of the portfolio manager

**The month of February was dominated by daily developments in relation to the corona virus.** It was principally the acceleration in the number of infected people outside China that caused anxiety in the financial markets. Whereas the Chinese shares market corrected at the end of January, and thereafter the rest of the emerging countries, the rest of the world followed in a third phase. Towards the end of the month, most of the Chinese shares markets had rebounded nicely while the rest of the world was still reeling from the huge volatility. Companies with a cast-iron balance sheet will emerge even stronger. **The weighted average balance across our positions in the fund is net cash so that provides a great deal of confidence.** Good results which have been announced by companies such as the South Korean businesses LG Ghem and LG Household & Healthcare, as well as the Indian Cognizant, led to welcome jumps in the markets. This also suggests that companies which can demonstrate underlying, strong growth in profits this year will be rewarded in the same manner. Other players such as Hengan, LG Chem, Tencent and particularly NCSOFT benefited too. There was a little fine-tuning in the fund; Amorepacific was sold in full, positions such as Hyundai Motor and LG Chem were slightly reduced and AIA and Telkom Indonesia, among others, were increased. China Mobile was added back into the mix due to clear improvements in corporate governance, its pole position in terms of benefiting from the roll-out of 5G in China, and the fact that we were able to pick it up for an interesting price.

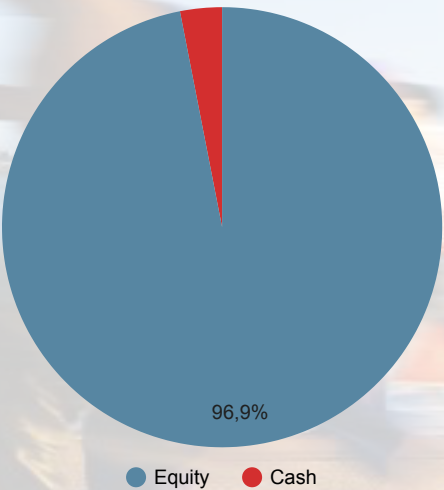
Advisor:



Co-advisor:



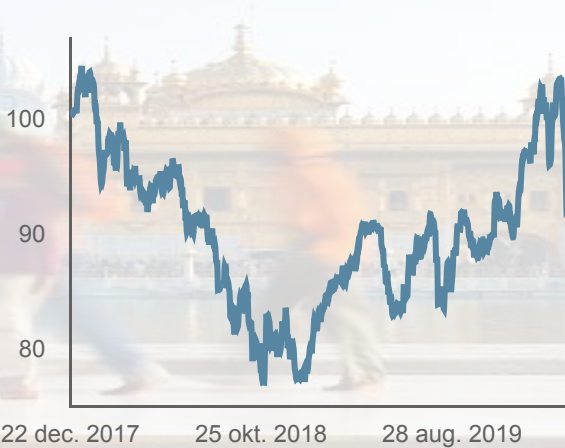
### Verdeling activa



### Netto inventariswaarde (NIW)

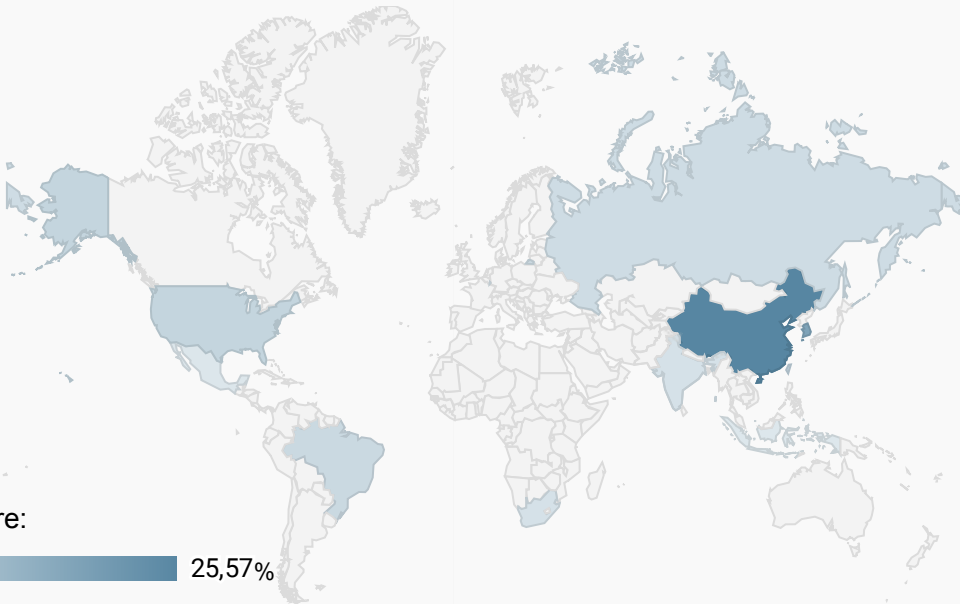
NAV class I-Dis:	€ 91,42
NAV class I-Cap:	€ 91,03
Returns:	
MTD:	-4,80%
YTD:	-5,05%
2019:	23,46%
Statistics:	
Std deviation:	16,78%
Sharpe ratio:	-0,39

### Evolutie NIW (Aandelenklasse I - Kap)



Disclaimer: De grafiek geeft de in het verleden behaalde resultaten van het fonds weer. Rendementen uit het verleden bieden geen enkele garantie voor de toekomst. Ze houden rekening met kosten en vergoedingen. Het fonds werd opgericht in december 2017. Het resultaat werd berekend in euro. Standaard deviatie en Sharpe Ratio worden op wekelijkse basis berekend, over een periode van 3 jaar.

### Geografic overview positions

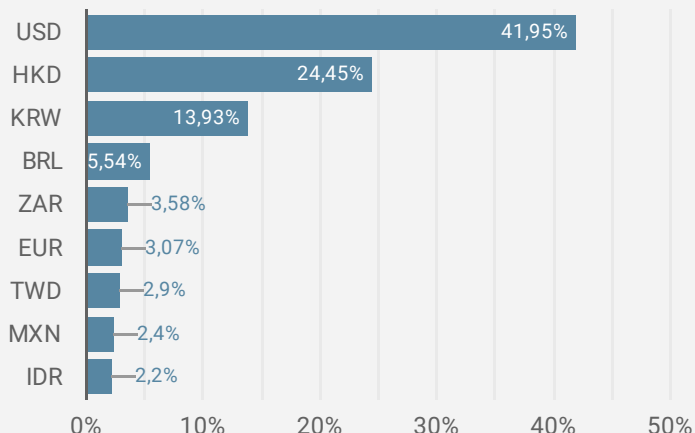


Currency exposure:

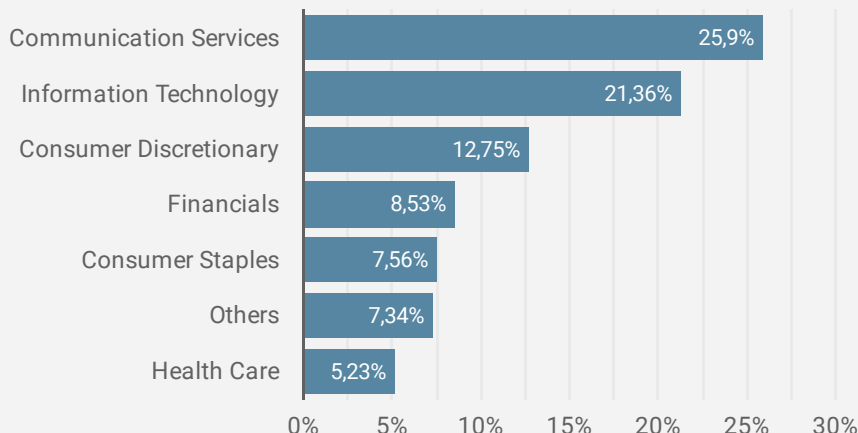


# Econopolis Emerging Markets Equities Fund

## Currency allocation fund



## Sector allocation fund



### Stocks - Top 10

Taiwan Semiconductor Manufactu
Samsung Electronics Co Ltd
PING AN
Tencent Holdings Ltd
AIA Group Ltd
NAVER Corp
Allianz China A-Shares
Naspers Ltd
Infosys Ltd
NetEase Inc

### Currency

USD
USD
HKD
HKD
HKD
KRW
USD
ZAR
USD
USD

### Industry

Information Technology
Information Technology
Financials
Communication Services
Financials
Communication Services
Others
Consumer Discretionary
Information Technology
Communication Services

### % of total

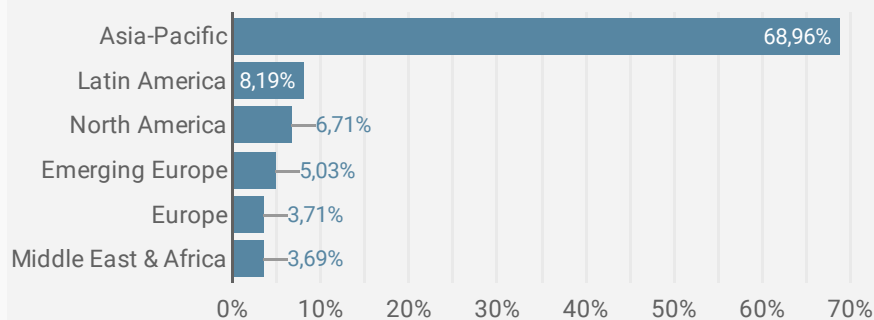
4,79%
4,66%
4,56%
4,55%
3,71%
3,6%
3,6%
3,58%
3,57%
3,55%

Total positions 39

## Key facts and practical information

Compartment of:	Econopolis Funds, SICAV under Luxembourg law with European Passport
Risk profile:	1 - 2 - 3 - 4 - 5 - 6 - 7
Investment horizon:	5 year
Launch date:	December 2017
Currency:	EUR
Shares:	Capitalisation & Distribution
ISIN-code I-class Capitalisation:	LU1676054940
ISIN-code I-class Distribution:	LU1676054783
Size:	EUR 6,5 mln.
Subscription fee:	Max. 3% dependant on distributor
Redemption fee:	Max. 3% dependant on distributor
Subscription and redemption:	Daily before 12:00pm
Management fee:	0,80%
Total expense ratio I-Kapitalisatie:	1,63%
Total expense ratio I-Distributie:	1,65%
Performance fee:	NA
NAV-reporting:	www.fundsquare.net/homepage, Bloomberg, Reuters, ...
Licensed in:	Belgium, Luxembourg

## Geographical allocation fund



### Warning:

The compartment is approved for distribution in Belgium and Luxembourg. The prospectus and essential investor information, KIID, are available on the website [www.fundsquare.net/homepage](http://www.fundsquare.net/homepage), where the net asset value is also published. This document is a general document for the general public and is not based on information of the personal situation of the reader. There is no review of the knowledge and experience, neither of his financial situation of investment objectives. There are possibly financial instrument mentioned in this document that are not suitable nor appropriate for the reader. Therefore the document exclusively contains product information of the mentioned financial instrument and cannot be considered as investment advice.

### Contact

Econopolis wealth management NV | Sneeuwbeslaan 20 bus 12 | 2610 Wilrijk | Tel. +32 3 3 666 555 | Fax +32 3 3 666 466 | [info@econopolis.be](mailto:info@econopolis.be) | [www.econopolis.be](http://www.econopolis.be)

Responsible editor: Geert Noels, Econopolis Wealth Management NV