

May 2026

Commercial Document : Monthly Factsheet

Econopolis Patrimonial Balanced

Compartment managers :



Philippe Piessens



Maxim Gillis

Compartment description

Econopolis Patrimonial Balanced is a sub-fund of Econopolis Funds SICAV, a Luxembourg UCITS fund. The fund's mission is to provide investors with a long-term return by investing in other funds, ETFs, equities, bonds, and money market instruments without geographical, sectoral, or currency restrictions. The fund is aimed at investors with an investment horizon of more than 5 years.

Compartment overview

General

Compartment of :	Econopolis Funds
Start date :	April 2019
Investment horizon :	5 Years
Currency :	EUR
Share classes :	Capitalization & Distribution
ISIN Code Class I Capitalization :	LU1676055244
Size :	EUR 24.23 M
NAV reporting :	Fundsquare, Bloomberg, Reuters, ...
Management fees and other administrative or operating costs° :	1.2% (CAP & DIS)
Transaction costs :	0.1% (CAP & DIS)
Performance fee :	5% on the excess return (EONIA+3%)
Entry fee :	max. 3.00%
Exit fee :	n.a.
SFDR classification° :	Article 8 Compartment
Authorised in :	Belgium and Luxembourg
Net Asset Value	
NAV° Class I-Cap :	EUR 133.08

Annual return I(CAP)	2025	2024	2023	2022	2021
LU1676055244	4.10%	9.40%	10.20%	-15.70%	8.70%
Cumulative return I(CAP)	Year To Date°		Month To Date°		
LU1676055244	7.70%		4.12%		
Actuarial return° I(CAP)	1 year	3 years	5 years	Since inception	
LU1676055244	13.54%	8.44%	3.71%	4.07%	
Bond Characteristics	Current yield to maturity°	Average coupon yield°	Average maturity°	Average rating°	Duration°
LU1676055244	4.71%	3.42%	9.26 jaar	A	6.16 Year

Evolution of NAV° Econopolis Patrimonial Balanced (LU1676055244; ACC)



Warning : Past performance and the evolution of the NAV are not a reliable indicator of future performance or the future evolution of the NAV. The performance and NAV evolution shown take into account ongoing charges, but do not include potential entry and exit fees or taxes.

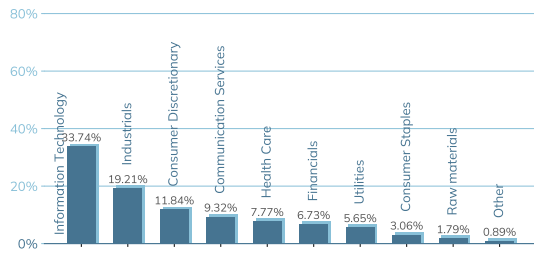
Bond Overview			Equity Overview				
	% Total	Currency		% Total	Currency		
1	United States	4.84	USD	1	Apple Inc Reg	1.1	USD
2	Vgp Nv	2.01	EUR	2	Alphabet Inc A	1.1	USD
3	Malakoff Humanis Prev	1.58	EUR	3	Schneider Electric SE	1.07	EUR
4	Silfin Nv	1.49	EUR	4	Atlas Copco AB A	1.06	SEK
5	Norwegian Government	1.47	NOK	5	Veolia Environnement SA	1.0	EUR

Number of positions° : 267

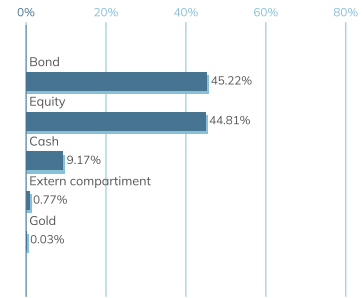
Number of positions° : 360

Sector breakdown of equities

*percentage of equity compartment

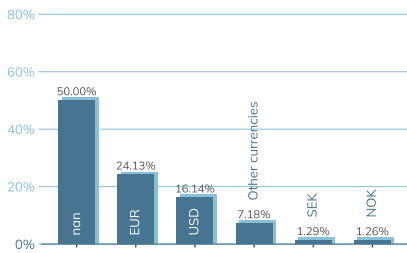


Asset allocation



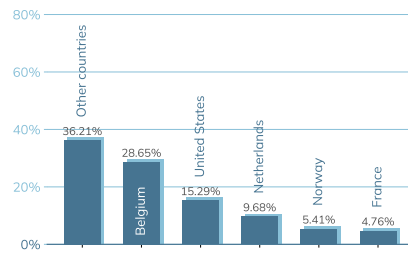
Currency distribution

percentage of total*



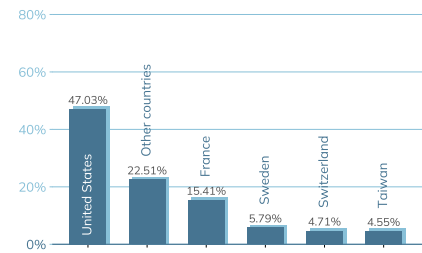
Geographical distribution bonds

*percentage of bond compartment



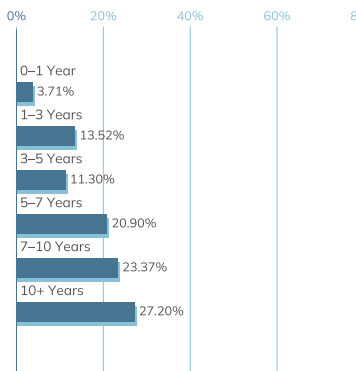
Geographical distribution equities

*percentage of equity compartment



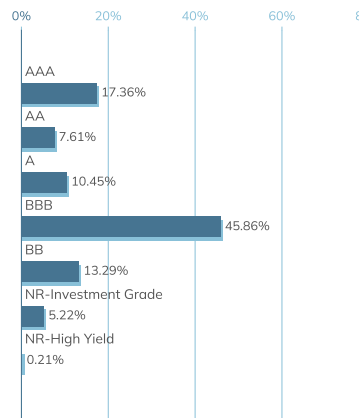
Bond maturity

*percentage of bond compartment



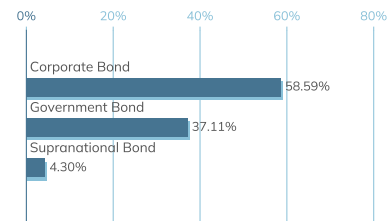
Bond ratings^o

*percentage of bond compartment



Type of bonds

*percentage of bond compartment



Manager's commentary

Within the compartment, the managers carried out tactical adjustments in May to respond to changing market conditions and maintain an attractive return profile. In the equity component, targeted purchases took place in the sports and leisure sector with positions in Adidas and Amer Sports. These companies benefit from robust brand strength and the ongoing consumer trend towards an active lifestyle. Additionally, exposure to mobility platform Uber Technologies was increased to capitalize on structural growth in the sharing economy and their improved profitability. To finance these investments, the managers took profits on highly valued technology stocks such as ASML and Taiwan Semiconductor. The positions in grid operator Elia Group and data analyst RELX were also partly reduced.

Risk



The summary risk indicator is a guide to the level of risk of this product compared to other products. It shows how likely it is that the product will lose money because of movements in the markets or because we are not able to pay you. We have classified this product as 3 out of 7, which is a medium-low risk class. This rates the potential losses from future performance at a medium-low level, and poor market conditions are unlikely to impact our capacity to pay you. **Be aware of currency risk.** You may receive payments in a currency different from the reference currency, so the final return you will get depends on the exchange rate between the two currencies. This risk is not considered in the indicator shown above. The sub-fund is also exposed to the following materially relevant risks not included in the summary risk indicator : Other risk factors may exist. As this product is not protected from future market performance, you could lose some or all of your investment. If we are not able to pay you what is owed, you could lose your entire investment.

Sustainability

This sub-fund applies a responsible investment policy based on four strategies : negative selection^o, norms-based screening^o, ESG integration^o, and a "best-in-universe" approach where only companies with strong ESG scores are selected. In addition, companies involved in controversial activities such as arms production, tobacco, and harmful oil and gas extraction are excluded. This sub-fund also actively uses its voting rights to promote sustainability and good governance. To learn more about this, you can consult the sustainable investment policy of this sub-fund via the following link. If you wish to invest in this sub-fund, all its sustainable characteristics and objectives must be taken into account.

Investment policy

The objective of the sub-fund is to provide its shareholders with long-term capital appreciation. This objective will be pursued by investing the sub-fund's assets either directly or indirectly via investment funds, including exchange-traded funds (ETFs), in equities and fixed-income instruments, as well as in cash or other monetary instruments, without geographical, sectoral, or currency restrictions. The sub-fund may invest more than 50% of its net assets via investment funds, including exchange-traded funds (ETFs). The individual weight of each investment category (equities, fixed-income instruments, and derivatives, as well as cash or other monetary instruments) may vary from 0 to 100%, depending on economic and market conditions, expectations, and the strategic insight of the investment manager. The sub-fund may invest up to 50% of its equities in emerging market instruments (for example, instruments issued by entities or governments that have their headquarters or primary listing in emerging markets and are defined as constituents in the MSCI Emerging Markets Index). Up to 50% of the sub-fund may be invested in bonds or other debt instruments, issued by corporations or governments, which may be of lower investment quality. The rating is determined based on the highest rating from one of the recognized rating agencies. If bonds have no rating, they are selected based on the rating of the issuer itself. There are no restrictions regarding currency, geographical regions, or other specific economic or industrial sectors or niches. Up to 20% of the assets may be invested in Exchange Traded Commodities (ETCs) on precious metals and/or commodities to obtain limited exposure to commodities. A maximum of 10% of assets may be invested in convertible bonds, including contingent convertible bonds, and a maximum of 20% of assets in perpetual bonds. In the context of its primary investment policy or to place its liquidities, the sub-fund may also invest up to a total of 49% in T-Bills, certificates of deposit, commercial paper, and term deposits. The sub-fund may additionally hold up to 20% of its assets in sight cash deposits. The sub-fund may invest in derivative financial products, such as futures, options, forward currency contracts, credit default swaps, or interest rate swaps, to achieve investment objectives and hedge risks. The sub-fund promotes environmental or social characteristics. A sustainable investment policy is in effect for this sub-fund, which can be consulted at <https://www.econopolis.be/en/sustainability>. Additional information on sustainability is available in the fund's prospectus. Reference Benchmark : The portfolio is actively managed on a discretionary basis without reference to a reference benchmark.

Fiscal regulation

Withholding tax on dividends* : 30.% (only applicable to DIS)
 Stock exchange tax on sales* : 1.32% (max. €4.000) (only applicable to CAP)
 Stock exchange tax on conversions* : CAP -> DIS : 1.32% (max. €4.000) ; DIS -> CAP : 0%.

*applicable to a natural person resident in Belgium

Warning

The sub-fund has been approved for distribution only in Belgium and Luxembourg. The prospectus and Key Investor Information Document (KIID) are available on the website www.fundsquare.net/homepage, where the net asset value is also published. This document is a general document for a broad audience and was not based on information regarding the reader's personal situation. No assessment has been made of the reader's knowledge and experience, nor of their financial situation or investment objectives. The financial instruments mentioned in this document may therefore not be appropriate or suitable for the reader. The document therefore contains exclusively product information about the financial instruments mentioned therein and cannot be considered investment advice. The appointed management company of the CIU is of Luxembourg nationality. The management company may terminate the marketing of the sub-fund in Belgium. Marketing Document : This is an advertisement. Please consult the UCITS prospectus and the Key Information Document before making any investment decision.

Contact

Econopolis wealth management NV
 Sneeuwbeslaan 20 box 12
 2610 Wilrijk

Tel. +32 3 3 666 555
info@econopolis.be
www.econopolis.be
 Responsible publisher : Michaël De Man, Econopolis Wealth Management NV

Technical terms°

Actuarial return	The annual return that an investor can expect from an investment over a given period, taking into account the reinvestment of intermediate income such as coupons or dividends.
Management fee	De jaarlijkse vergoeding die de fondsbeheerder aanreket voor het beheer van het compartiment.
Fundsquare	An online platform where financial information about funds and their Net Asset Values (NAV) is published.
SFDR classification	Sustainable Finance Disclosure Regulation. This classification indicates the extent to which a fund integrates sustainability criteria into its investment strategy.
NAV (Net Asset Value)	Unit value of the internal investment compartment (e.g., on the stated date and in the currency of the internal fund).
Number of positions°	The total number of securities from the above asset class in the compartment.
Negative screening	Exclusion of companies through, among other things, the Norwegian exclusion list.
Norms-based screening	The investment process in which companies are screened for compliance with international standards, such as those of the United Nations, and potentially excluded if they violate these standards.
ESG integration	his is the strategy of integrating Environmental, Social, and Governance (ESG) criteria into the investment process.
Month To Date	Shows the return or performance from the beginning of the current month up to the most recent valuation date (see 'Data as of' below).
Year To Date	Shows the cumulative return or performance from the beginning of the calendar year up to the most recent valuation date (see 'Data as of' below).
Current yield to maturity°	The expected annual return of a bond if held until maturity, taking into account the current market price, coupon payments, and remaining term, averaged for all bond positions in the sub-fund.
Average coupon yield°	The weighted average of the annual coupon rates of the bonds in the sub-fund, expressed as a percentage of the nominal value.
Average maturity°	The weighted average period (in years) until the maturity date of the bonds in the sub-fund.
Average rating°	The weighted average credit quality of the bonds in the sub-fund, based on the ratings of recognized credit rating agencies (such as S&P Global, Moody's, or Fitch).
Duration°	A measure of the sensitivity of the value of a bond or bond sub-fund to changes in interest rates. The higher the duration, the more strongly the price reacts to interest rate adjustments.
Bond credit ratings	
AAA	The highest creditworthiness : extremely low risk of default.
AA	Very reliable debtor, but slightly more sensitive to changes in the economy.
A	Good credit quality, but with slightly more sensitivity to economic changes.
BBB	Still "Investment grade", but close to the borderline of speculative credit. May come under pressure during poorer economic conditions.
BB	No major risk of default yet, but vulnerable to economic headwinds.
B	High probability of financial stress; obligations can still be met, but the margin is small.
NR (Non rated)	Not rated by recognized credit rating agencies (S&P Global, Moody's, or Fitch).
Consumer staples	Products that people continue to buy regardless of economic conditions, such as food, beverages, and personal care items. These are basic necessities and therefore show little fluctuation in demand.
Consumer discretionary	Products for which demand is highly dependent on the economic cycle, such as cars, travel, and luxury goods. During periods of economic growth, demand increases, while it often declines during recessions.
Emerging markets	This refers to the financial market of a country that has so far lagged in economic development but whose prospects are promising.