

May 2026

Commercial Document : Monthly Factsheet

# Econopolis Belgian Champions

Compartment managers :



**Danny  
Van Quaethem**



**Bernard Thant**

## Compartment description

Econopolis Belgian Champions is a compartment of Econopolis Funds SICAV, a Luxembourg UCITS undertaking, with Luxembourg-based BLI – Banque De Luxembourg Investments - acting under the trade name Conventum Third Party Solutions as management company, and with Econopolis Wealth Management NV acting as delegate for portfolio management.

## Compartment overview

### General

Compartment of :	<b>Econopolis Funds, SICAV under European law with a European passport</b>
Start date :	<b>December 2018</b>
Investment horizon :	<b>5 years</b>
Currency :	<b>EUR</b>
Share classes :	<b>Capitalisation &amp; Distribution</b>
ISIN code I-Class Capitalisation :	<b>LU1870191928</b>
ISIN code I-Class Distribution :	<b>LU1870192140</b>
Size :	<b>EUR 93.17 M</b>
NAV reporting :	<b>Fundsquare, Bloomberg, Reuters, ...</b>
Management fees and other administrative or operating costs <sup>°</sup> :	<b>0.9% (CAP &amp; DIS)</b>
Transaction costs :	<b>0.3% (CAP) &amp; 0.3% (DIS)</b>
Performance fee :	<b>n.a.</b>
Entry fee :	<b>max. 3.0%</b>
SFDR classification <sup>°</sup> :	<b>Article 8 compartment</b>
Authorised in :	<b>Belgium and Luxembourg</b>

Net Asset Value	I-Capitalisation		I-Distribution		
<b>LU1870191928</b>	<b>EUR 169.45</b>		<b>EUR 119.63</b>		
<b>Annual Returns I(CAP)</b>	<b>2025</b>	<b>2024</b>	<b>2023</b>	<b>2022</b>	<b>2021</b>
<b>LU1870191928</b>	<b>25.26%</b>	<b>4.50%</b>	<b>8.00%</b>	<b>-18.90%</b>	<b>24.00%</b>
<b>Cumulative Returns I(CAP)</b>	<b>Year To Date<sup>°</sup></b>		<b>Month To Date<sup>°</sup></b>		
<b>LU1870191928</b>	<b>8.71%</b>		<b>4.23%</b>		
<b>Actuarial Returns<sup>°</sup> I(CAP)</b>	<b>1 year</b>	<b>3 years</b>	<b>5 years</b>	<b>Since inception</b>	
<b>LU1870191928</b>	<b>22.29%</b>	<b>13.70%</b>	<b>6.62%</b>	<b>8.21%</b>	

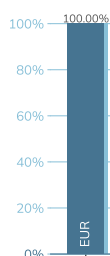
### NAV<sup>°</sup> Evolution Econopolis Belgian Champions I (LU1870191928; CAP)



Warning : Past returns and the evolution of the NAV are not reliable indicators of future returns and the future evolution of the NAV. The returns and NAV evolution shown take ongoing charges into account, but not potential entry and exit charges and taxes.

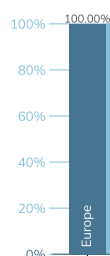
### Currency distribution

percentage of total\*

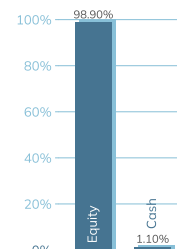


### Geographical distribution equities

\*percentage of equity compartment



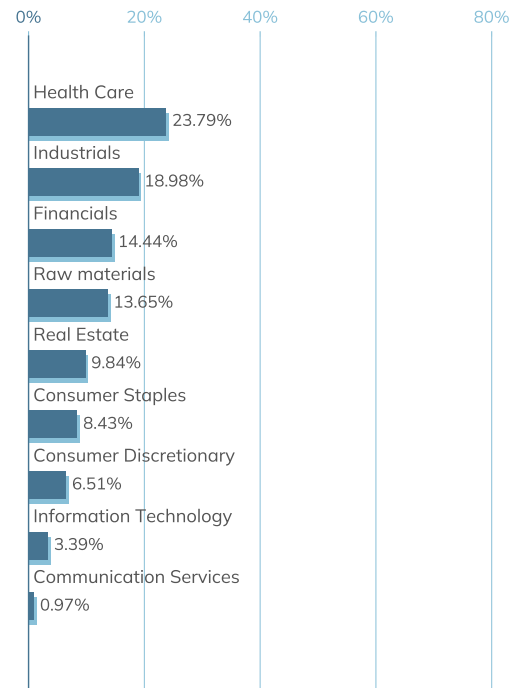
### Allocation of assets



Equity Overview		% Total	Currency
1	Argenx SE	8.45	EUR
2	Syensqo SA	8.29	EUR
3	D'leteren Gr SA	6.44	EUR
4	Azelis Group	6.35	EUR
5	KBC Group NV	6.12	EUR
6	Lotus Bakeries NV	4.49	EUR
7	Fagron SA	4.4	EUR
8	KBC Ancora NV	4.37	EUR
9	Ion Beam Applications SA	4.22	EUR
10	Anheuser-Busch InBev SA	3.85	EUR

Number of positions<sup>o</sup> : 33

## Sector breakdown of equities



## Manager's commentary

During the month of May, the managers rotated capital towards sectors with attractive growth prospects and stabilizing fundamentals. Within the healthcare sector, positions were strengthened in the innovative medtech companies Nyxoah and Onward Medical, each offering strong upside growth potential. Additionally, the managers saw opportunities in the real estate and construction segment thanks to the prospects of a more favorable interest rate climate. This translated into the addition of storage specialist Shurgard and industrial real estate developer VGP to the compartment. The position in construction group CFE was also expanded. On the sell side, exposure to telecommunications company Proximus and stainless steel producer Aperam was reduced. The managers also partly took profits on the spun-off chemical company Syensqo and chip developer Melexis. Finally, the position in brewer AB InBev was further scaled back to put the funds to work elsewhere in the compartment. With these selective reallocations, the managers remain focused on quality companies with solid long-term prospects.

## Risk



For the risk indicator, it is assumed that you hold the product for 5 years. The actual risk can vary significantly if you sell at an early stage and you may get back less. The summary risk indicator is a guide to the level of risk of this product compared with other products. It shows how likely it is that investors will suffer losses on the product because of market developments or because no money is available for payment. We have classified this product in class 4 out of 7; this is a medium risk class. This means that potential losses on future performance are estimated as medium and that the possibility that we may not be able to pay you because of poor market conditions may exist. **Be aware of the currency risk.** You may receive payments in a currency different from the reference currency, so the final return you receive depends on the exchange rate between the two currencies. That risk is not taken into account in the indicator above. The compartment is also exposed to the following materially relevant risks that are not included in the summary risk indicator/ Other risk factors may exist. Because this product is not protected against future market performance, you may lose all or part of your investment. If we cannot pay you what is owed, you could lose your entire investment. Please consult the Product prospectus for more information on the risks.

## Sustainability

This compartment applies a responsible investment policy based on four strategies : negative screening<sup>o</sup>, norms-based screening<sup>o</sup>, ESG integration<sup>o</sup>, and a best-in-universe approach in which only companies with strong ESG scores are selected. In addition, companies involved in controversial activities such as weapons production, tobacco and harmful oil and gas extraction are excluded. This compartment also actively uses its voting rights to promote sustainability and good governance. To learn more about this, you can consult this compartment's sustainable investment policy via link. If you wish to invest in this compartment, all of its sustainable characteristics and objectives must be taken into account.

## Investment policy

The objective of the compartment is to offer investors, through an actively managed portfolio, long-term capital gains on their investment. This objective will be pursued by investing the compartment's assets principally in shares and other equity-type securities, with a geographical focus on Belgium. The compartment invests mainly in shares and other equity-type securities spread across different sectors. The compartment invests in shares and other equity instruments of companies with a geographical focus on Belgium. This Belgian geographical focus is achieved when at least one of the following criteria is met. The compartment may invest in (i) constituents of the Euronext BEL All-Share (BAS) index, (ii) companies whose head office or legal residence is in Belgium, and (iii) Belgian companies listed outside Belgium. The compartment may invest in shares and other equity-type securities selected on the basis of ongoing financial evaluations, analyses of the macroeconomic environment and the specific profile of the issuer, future developments, etc. There are no restrictions with regard to currencies or other specific economic or industrial sectors or niches. The investment manager's choices are discretionary in nature and reflect its expectations and strategic insight. The compartment's investment policy is based on an integrated approach in which valuation, quality and sustainability are important elements in equity selection. The manager conducts stock selection in a disciplined manner, taking internal and external research reports into account and developing internal valuation models that help determine whether a share offers potential. In addition, the manager also relies on internal and external sources for sustainability analysis. The compartment may also hold up to 20 % of its assets in cash deposits repayable on demand. Within the limits of the law, the compartment may invest in derivative financial products, including futures, options and forward foreign exchange contracts, to achieve its investment objectives and hedge risks. The compartment promotes environmental or social characteristics. A sustainable investment policy applies to this compartment and can be consulted at <https://www.econopolis.be/en/sustainability>. Additional information on sustainability is available in the fund prospectus. Reference benchmark : The portfolio is actively managed on a discretionary basis without reference to a benchmark. Subscription and redemption : Daily. Please contact your distributor for the cut-off time.

## Fiscal regulation

Withholding tax on dividends\* : 30.% (only applicable to DIS)  
 Stock exchange tax on sales\* : 1.32% (max. €4.000) (only applicable to CAP)  
 Stock exchange tax on conversions\* : CAP -> DIS : 1.32% (max. €4.000); DIS -> CAP : 0%.  
 \*applicable to a natural person resident in Belgium

## Warning

The compartment has been approved for distribution only in Belgium and Luxembourg. The prospectus and key investor information (KIID) are available on the website [www.fundsquare.net/homepage](http://www.fundsquare.net/homepage), where the net asset value is also published. This document is a general document intended for a wide audience and was not prepared on the basis of information about the reader's personal situation. No assessment was made of the reader's knowledge and experience, nor of their financial situation or investment objectives. The financial instruments mentioned in this document may therefore not be appropriate or suitable for the reader. This document therefore contains product information only about the financial instruments mentioned therein and cannot be considered investment advice. The appointed management company of the UCITS is of Luxembourg nationality. The management company may stop marketing the compartment in Belgium. Commercial document : This is an advertisement. Please consult the prospectus of the UCITS and the key information document before making an investment decision.

## Contact

Econopolis wealth management NV  
 Sneeuwbeslaan 20 box 12  
 2610 Wilrijk

Tel. +32 3 3 666 555  
[info@econopolis.be](mailto:info@econopolis.be)  
[www.econopolis.be](http://www.econopolis.be)  
 Responsible publisher : Michaël De Man, Econopolis Wealth Management NV

## Technical terms<sup>o</sup>

<b>Actuarial return</b>	The annual return that an investor can expect from an investment over a given period, taking into account the reinvestment of intermediate income such as coupons or dividends.
<b>Management fee</b>	De jaarlijkse vergoeding die de fondsbeheerder aanreket voor het beheer van het compartiment.
<b>Fundsquare</b>	An online platform where financial information about funds and their Net Asset Values (NAV) is published.
<b>SFDR classification</b>	Sustainable Finance Disclosure Regulation. This classification indicates the extent to which a fund integrates sustainability criteria into its investment strategy.
<b>NAV (Net Asset Value)</b>	Unit value of the internal investment compartment (e.g., on the stated date and in the currency of the internal fund).
<b>Number of positions<sup>o</sup></b>	The total number of securities from the above asset class in the compartment.
<b>Negative screening</b>	Exclusion of companies through, among other things, the Norwegian exclusion list.
<b>Norms-based screening</b>	The investment process in which companies are screened for compliance with international standards, such as those of the United Nations, and potentially excluded if they violate these standards.
<b>ESG integration</b>	his is the strategy of integrating Environmental, Social, and Governance (ESG) criteria into the investment process.
<b>Month To Date</b>	Shows the return or performance from the beginning of the current month up to the most recent valuation date (see 'Data as of' below).
<b>Year To Date</b>	Shows the cumulative return or performance from the beginning of the calendar year up to the most recent valuation date (see 'Data as of' below).
<b>Consumer staples</b>	Products that people continue to buy regardless of economic conditions, such as food, beverages, and personal care items. These are basic necessities and therefore show little fluctuation in demand.
<b>Consumer discretionary</b>	Products for which demand is highly dependent on the economic cycle, such as cars, travel, and luxury goods. During periods of economic growth, demand increases, while it often declines during recessions.
<b>Emerging markets</b>	This refers to the financial market of a country that has so far lagged in economic development but whose prospects are promising.