

May 2026

Commercial Document : Monthly Factsheet

# Econopolis Climate Fund

Compartment managers :



**Bernard Thant**



**Gino Delaere**

## Compartment description

Econopolis Climate Fund is a compartment of Econopolis Funds SICAV, a Luxembourg UCITS undertaking, with Luxembourg-based BLI – Banque De Luxembourg Investments – acting under the trade name Conventum Third Party Solutions as management company, and with Econopolis Wealth Management NV acting as delegate for portfolio management.

## Compartment overview

### General

Compartment of :	<b>Econopolis Funds</b>
Start date :	<b>August 2021</b>
Investment horizon :	<b>5 years</b>
Currency :	<b>EUR</b>
Share classes :	<b>Capitalisation &amp; Distribution</b>
ISIN code I-Class Capitalisation :	<b>LU2271208279</b>
ISIN code I-Class Distribution :	<b>LU2271208352</b>
Size :	<b>EUR 112.83 M</b>
NAV reporting :	<b>Fundsquare, Bloomberg, Reuters, ...</b>
Management fees and other administrative or operating costs <sup>°</sup> :	<b>1.0% (CAP &amp; DIS)</b>
Transaction costs :	<b>0.1% (CAP &amp; DIS)</b>
Performance fee :	<b>n.a.</b>
Entry fee :	<b>max. 3.0%</b>
SFDR classification <sup>°</sup> :	<b>Article 8 compartment</b>
Authorised in :	<b>Belgium</b>

Net Asset Value	I-Capitalisation			I-Distribution	
LU2271208279	EUR 127.72			EUR 127.57	
<b>Annual Returns I(CAP)</b>	2025	2024	2023	2022	2021
LU2271208279	<b>5.10%</b>	<b>3.20%</b>	<b>2.60%</b>	<b>-10.90%</b>	<b>2.30%</b>
<b>Cumulative Returns I(CAP)</b>	Year To Date <sup>°</sup>			Month To Date <sup>°</sup>	
LU2271208279	<b>25.86%</b>			<b>5.32%</b>	
<b>Actuarial Returns<sup>°</sup> I(CAP)</b>	1 year	3 years		Since inception	
LU2271208279	<b>32.25%</b>	<b>10.04%</b>		<b>5.23%</b>	

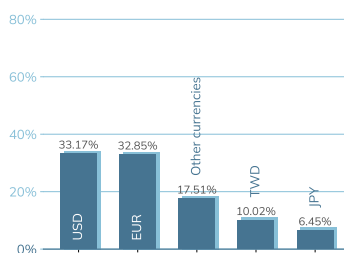
### NAV<sup>°</sup> Evolution Econopolis Climate Fund (LU2271208279; CAP)



Warning : Past returns and the evolution of the NAV are not reliable indicators of future returns and the future evolution of the NAV. The returns and NAV evolution shown take ongoing charges into account, but not potential entry and exit charges and taxes.

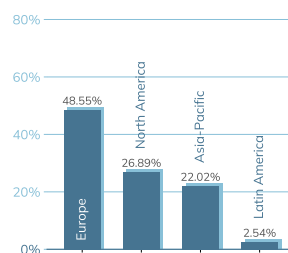
### Currency distribution

percentage of total\*

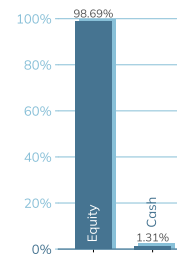


### Geographical distribution equities

\*percentage of equity compartment



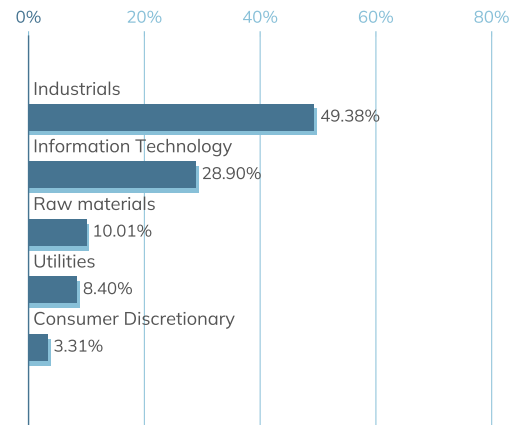
### Allocation of assets



Equity Overview		% Total	Currency
1	Delta Electronics Inc	5.45	TWD
2	Infineon Technologies AG Reg	5.18	EUR
3	Chroma Ate Inc Reg	4.58	TWD
4	Veolia Environnement SA	4.07	EUR
5	ABB Ltd Reg	3.4	CHF
6	Cie de Saint-Gobain SA	3.25	EUR
7	Schneider Electric SE	3.21	EUR
8	Trane Technologies Plc Reg	3.14	USD
9	Iberdrola SA	3.11	EUR
10	Air Liquide SA	3.05	EUR

Number of positions<sup>o</sup> : 45

### Sector breakdown of equities



### Manager's commentary

In May, the managers carried out several tactical and rather limited reallocations to further refine the compartment's positioning within the various climate themes. Within the renewable energy pillar, the weighting in the US solar panel manufacturer First Solar was slightly increased, supported by a favorable political climate regarding import tariffs that protect local production. Additionally, exposure to battery manufacturer Contemporary Amperex Technology was selectively expanded. This market leader continues to benefit from technological advancements in the growing market for large-scale energy storage. The stake in the Danish wind turbine manufacturer Vestas Wind Systems was also marginally added to. Within the energy efficiency theme, the managers saw opportunities to slightly raise positions in climate control specialist Trane Technologies and the industrial group Atlas Copco. To balance these adjustments, it was decided on the sell side to partly take profits on the Taiwanese electronics companies Chroma ATE and Delta Electronics, after these stocks had recently enjoyed a strong run. Finally, the weighting of water technology company A.O. Smith was slightly scaled back. Through these fine-grained changes, the managers aim to keep the compartment optimally aligned with the structural climate goals, while adequately managing potential short-term valuation risks.

## Risk



The risk indicator assumes that you hold the product for 5 years. The actual risk can vary considerably if you cash in the product early, in which case you may get back less. The summary risk indicator is a guideline to the level of risk of this product compared with other products. It indicates how likely it is that the product will lose money because of market movements or because we are unable to pay you. This product is classified as 4 on a scale of 7, which corresponds to a medium level of risk. Potential losses resulting from future performance are assessed as medium. However, poor market conditions may negatively affect our ability to pay you. **You should take currency risk into account.** You may receive payments in a currency different from your reference currency, so the final return will depend on the exchange rate between those currencies. This risk is not included in the risk indicator above. The compartment is also exposed to other materially relevant risks that are not included in the summary risk indicator. Other risk factors may exist. This product offers no protection against future market developments, so you may lose all or part of your investment. If we are unable to pay you the amount due, you may lose your entire investment. Further information for investors is available at : [link](#)

## Sustainability

This compartment applies a responsible investment policy based on four strategies : negative screening°, norms-based screening°, ESG integration°, and a best-in-universe approach in which only companies with strong ESG scores are selected. In addition, companies involved in controversial activities such as weapons production, tobacco and harmful oil and gas extraction are excluded. This compartment also actively uses its voting rights to promote sustainability and good governance. To learn more about this, you can consult this compartment's sustainable investment policy via [link](#). If you wish to invest in this compartment, all of its sustainable characteristics and objectives must be taken into account.

## Investment policy

The objective of the compartment is to offer investors, through an actively managed portfolio, long-term capital appreciation on their investment. The compartment must hold at least 90% of its net assets in shares. The compartment invests in shares and other equity instruments of companies active in developed markets (such as, but not limited to, Europe, the United States and Japan) and may also invest in companies active in emerging markets. The compartment's investment universe is constructed with a view to selecting companies whose business model is aimed at providing solutions, or components thereof, to the growing challenges of climate change, or companies that have adapted their business model accordingly. There are no limitations or restrictions with regard to currencies or geographical regions. The Investment Manager's choices are discretionary and reflect its expectations and strategic views. Investment selection is based on ongoing financial assessments, analysis of the macroeconomic environment and the specific profile of the issuer, future developments, etc. The compartment's investment policy is based on three cornerstones in equity selection : a disciplined multi-step approach in the Investment Manager's research and analysis, a unique non-benchmark philosophy and the importance of field research. Investments are made on the basis of conviction rather than benchmarks : conviction in themes, conviction in countries and conviction in companies. The compartment may invest in derivative financial instruments, such as futures, options, forward foreign exchange contracts, credit default swaps or interest rate swaps, in order to achieve its investment objectives and hedge risks. The compartment promotes environmental or social characteristics. A sustainable investment policy applies to this compartment and can be consulted at <https://www.econopolis.be/en/sustainabilitylink>. Additional information on sustainability is available in the fund prospectus. Benchmark : The portfolio is actively managed on a discretionary basis without reference to a benchmark. Investors can obtain a summary of investors' rights (available in Dutch, French and English) on this webpage : [link](#)

## Fiscal regulation

Withholding tax on dividends\* : 30.% (only applicable to DIS)  
 Stock exchange tax on sales\* : 1.32% (max. €4.000) (only applicable to CAP)  
 Stock exchange tax on conversions\* : CAP -> DIS : 1.32% (max. €4.000); DIS -> CAP : 0%.  
\*applicable to a natural person resident in Belgium

## Warning

The compartment has been approved exclusively for distribution in Belgium, the Netherlands and Luxembourg. The prospectus and the key information document (KID) are available on the website [www.fundsquare.net/homepage](http://www.fundsquare.net/homepage), where the net asset value is also published. This document is a general information document intended for a wide audience and does not take the reader's personal situation into account. No assessment was carried out of the reader's knowledge and experience, nor of their financial situation or investment objectives. The financial instruments mentioned in this document may therefore not be suitable or appropriate for the reader. This document contains product information only and cannot be considered investment advice. The appointed management company of the UCITS is of Luxembourg nationality and may decide to stop marketing the compartment in Belgium. Commercial document : This is an advertisement. Please consult the prospectus of the UCITS and the key information document before making an investment decision.

## Contact

Econopolis wealth management NV  
 Sneeuwbeslaan 20 box 12  
 2610 Wilrijk

Tel. +32 3 3 666 555  
[info@econopolis.be](mailto:info@econopolis.be)  
[www.econopolis.be](http://www.econopolis.be)  
 Responsible publisher : Michaël De Man, Econopolis Wealth Management NV

## Technical terms<sup>o</sup>

<b>Actuarial return</b>	The annual return that an investor can expect from an investment over a given period, taking into account the reinvestment of intermediate income such as coupons or dividends.
<b>Management fee</b>	De jaarlijkse vergoeding die de fondsbeheerder aanreken voor het beheer van het compartiment.
<b>Fundsquare</b>	An online platform where financial information about funds and their Net Asset Values (NAV) is published.
<b>SFDR classification</b>	Sustainable Finance Disclosure Regulation. This classification indicates the extent to which a fund integrates sustainability criteria into its investment strategy.
<b>NAV (Net Asset Value)</b>	Unit value of the internal investment compartment (e.g., on the stated date and in the currency of the internal fund).
<b>Number of positions<sup>o</sup></b>	The total number of securities from the above asset class in the compartment.
<b>Negative screening</b>	Exclusion of companies through, among other things, the Norwegian exclusion list.
<b>Norms-based screening</b>	The investment process in which companies are screened for compliance with international standards, such as those of the United Nations, and potentially excluded if they violate these standards.
<b>ESG integration</b>	his is the strategy of integrating Environmental, Social, and Governance (ESG) criteria into the investment process.
<b>Month To Date</b>	Shows the return or performance from the beginning of the current month up to the most recent valuation date (see 'Data as of' below).
<b>Year To Date</b>	Shows the cumulative return or performance from the beginning of the calendar year up to the most recent valuation date (see 'Data as of' below).
<b>Consumer staples</b>	Products that people continue to buy regardless of economic conditions, such as food, beverages, and personal care items. These are basic necessities and therefore show little fluctuation in demand.
<b>Consumer discretionary</b>	Products for which demand is highly dependent on the economic cycle, such as cars, travel, and luxury goods. During periods of economic growth, demand increases, while it often declines during recessions.
<b>Emerging markets</b>	This refers to the financial market of a country that has so far lagged in economic development but whose prospects are promising.