

May 2026

Commercial Document : Monthly Factsheet

Econopolis Invest EcoVI Equities DBI/RDT

Compartment managers :



Bernard Thant



Gino Delaere

Compartment description

Econopolis Invest EcoVI Equities DBI/RDT is a compartment of Econopolis Invest SICAV, a Belgian DBI fund. The compartment aims to offer investors long-term returns through an actively managed portfolio investing in shares of companies that provide climate solutions. SFDR classification : Article 8 compartment.

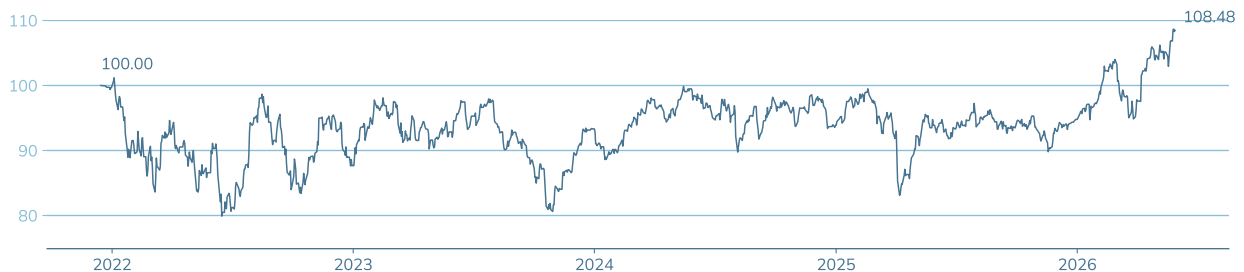
Compartment overview

General

Compartment of :	Econopolis Invest SICAV
Start date :	December 2021
Investment horizon :	5 years
Currency :	EUR
Share classes :	Distribution
ISIN code I-Class Distribution :	BE6329980518
Size :	EUR 62.88 M
NAV reporting :	L'Echo, De Tijd
Management fees and other administrative or operating costs ^o :	1.0% (DIS)
Transaction costs :	0.1% (DIS)
Performance fee :	n.a.
Entry fee :	max. 3.0%
SFDR classification ^o :	Article 8 compartment
Authorised in :	Belgium

Net Asset Value	I-Distribution			
BE6329980518	EUR 112.3			
Annual Returns I(DIS)	2025	2024	2023	2022
BE6329980518	1.60%	1.50%	7.50%	-12.30%
Cumulative Returns I(DIS)	Year To Date ^o		Month To Date ^o	
BE6329980518	14.91%		3.75%	
Actuarial Returns^o I(DIS)	1 year	3 years	Since inception	
BE6329980518	16.76%	6.64%	2.85%	

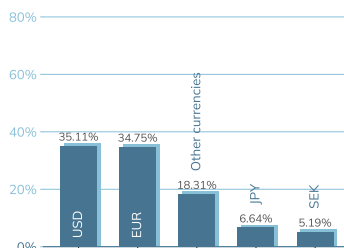
NAV^o Evolution Econopolis Invest EcoVI Equities DBI/RDT (BE6329980518; DIS)



Warning : Past returns and the evolution of the NAV are not reliable indicators of future returns and the future evolution of the NAV. The returns and NAV evolution shown take ongoing charges into account, but not potential entry and exit charges and taxes.

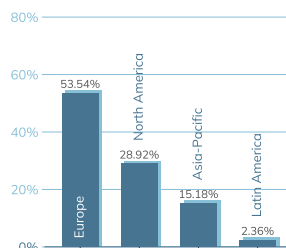
Currency distribution

percentage of total*

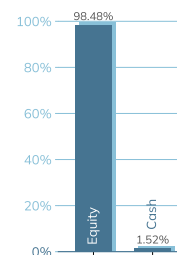


Geographical distribution equities

*percentage of equity compartment



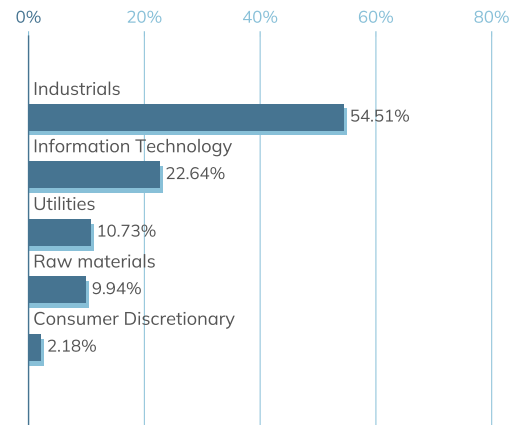
Allocation of assets



Equity Overview		% Total	Currency
1	INFINEON TECHNOLOGIES AG	4.57	EUR
2	VEOLIA ENVIRONNEMENT	4.2	EUR
3	DELTA ELECTRONICS INC	3.72	TWD
4	CONTEMPORARY AMPEREX TECHN-H	3.24	HKD
5	SCHNEIDER ELECTRIC SE	3.2	EUR
6	ABB LTD-REG	3.15	CHF
7	COMPAGNIE DE SAINT GOBAIN	3.15	EUR
8	VOLVO AB-B SHS	3.12	SEK
9	IBERDROLA SA	3.1	EUR
10	LINDE PLC	3.04	USD

Number of positions^o : 46

Sector breakdown of equities



Manager's commentary

Within the compartment, the managers carried out tactical adjustments to further optimize the positioning within the various climate themes. On the buy side, the position in the US solar panel manufacturer First Solar was further expanded, with the company continuously benefiting from strong market demand and a favorable local political climate regarding import tariffs. Additionally, exposure to the industrial group Metso was increased, as this supplier structurally continues to ride the wave of the transition towards more sustainable mineral processing and recycling. Furthermore, market conditions offered opportunities to add to the weighting in Trane Technologies. This company is excellently positioned to reap the benefits of the increasing need for energy-efficient climate control and advanced cooling solutions, particularly for capacity expansion at data centers. To finance these expansions and keep the compartment's risk profile balanced, profits were partly taken on a wide range of industrial and utility companies. For instance, exposure to the Swiss group ABB, the Japanese Ebara, and the French service provider SPIE, among others, was selectively reduced following their earlier strong price performances.

Risk



The synthetic risk indicator assumes that you hold the product until the end of the recommended holding period of 5 years. The actual risk can differ considerably if you choose to exit early, which may result in you getting back less. In the absence of sufficient historical data, the risk indicator contains simulated data based on a reference portfolio. Risk category 4 reflects the possibility of moderate gains and/or losses in the value of the portfolio. This results from investments in shares without geographical limitation. The synthetic risk indicator makes it possible to compare the risk level of this product with that of other products and indicates how likely it is that investors will suffer losses as a result of market developments or because insufficient resources are available for payment. Capital is not guaranteed. Important risks not taken into account by the indicator : **Market risk** : Market risk is high because the product invests mainly in shares in accordance with its investment policy. These positions are subject to the risk of loss in value or devaluation. **Currency risk** : As the product invests worldwide in shares, the net asset value may be affected by fluctuations in exchange rates between the currency of the underlying investments and the currency of the product. **Equity risk** : Risks linked to fluctuations in share prices. **Sustainability risk** : An ESG event or situation that, if it occurs, could have a material adverse (actual or potential) effect on the value of one or more of the product's investments. By applying ESG criteria, the product may perform less well than expected if selected investments underperform the market as a whole and/or products that do not apply ESG criteria, or if investments are sold for ESG reasons. **Risks linked to investments in emerging markets** : Underlying investments may become illiquid under certain circumstances, which may limit the Manager's ability to realise all or part of the assets. These markets involve increased operational, political and economic risks. **Risks linked to investments in frontier markets** : The legal, judicial and regulatory infrastructure in these markets is still developing, which may lead to significant legal uncertainty. Frontier markets differ from emerging markets in that they are less economically developed. Further information on the risks is available in the product prospectus. Investors can consult additional information via : link

Sustainability

This compartment applies a responsible investment policy based on four strategies : negative screening^o, norms-based screening^o, ESG integration^o, and a best-in-universe approach in which only companies with strong ESG scores are selected. In addition, companies involved in controversial activities such as weapons production, tobacco and harmful oil and gas extraction are excluded. This compartment also actively uses its voting rights to promote sustainability and good governance. To learn more about this, you can consult this compartment's sustainable investment policy via link. If you wish to invest in this compartment, all of its sustainable characteristics and objectives must be taken into account.

Investment policy

The Product invests mainly, with a minimum of 90% of its assets, in shares of companies without geographical limitation and aims for long-term capital growth. Shareholders subject to corporate income tax may benefit from dividends that are deductible as definitively taxed income. The Product aims to distribute at least 90% of its income annually to distribution shares, after deduction of fees, provisions and expenses, in accordance with article 203 C.I.R. 92 and any subsequent amendments thereto. The Product Manager does not currently use a reference index to measure financial performance and manages the fund actively. The Product invests both in companies active in developed markets (such as Europe, the United States and Japan), without limitation, and in companies active in emerging and frontier markets ("emerging and frontier markets"), with a maximum cumulative exposure of 30% to the latter. In addition, the Product may cumulatively invest up to 10% of its portfolio in money market instruments, units in collective investment schemes, financial derivatives, term deposits and cash. The Product promotes certain environmental and/or social characteristics and good governance practices, but does not have sustainable investment as its objective. Sustainability forms an important pillar of portfolio management. The Product promotes certain ESG characteristics (environmental, social and governance aspects). Asset selection is based on a process combining various strategies and filters in order to arrive at an investment universe. This process includes both a negative exclusion approach, aimed at companies or activities, and a positive ("best-in-universe") approach based on independently conducted research. The process consists of two steps. In a first step, certain companies are excluded on the basis of the exclusion list of the Norwegian Government Pension Fund and the principles of the United Nations Global Compact, as well as non-eligible activities such as securities issued by companies whose activity is wholly or partly linked to cluster munitions. In a second step, an ESG filter is applied on the basis of Sustainability ESG scores, leading to the retention of companies with very good or excellent ESG profiles and the exclusion of companies with the highest possible controversy score. In addition, the Product takes clearly defined positions with regard to controversial activities. Companies that do not comply with international standards, as laid down in the principles of the United Nations Global Compact, or with applicable national regulations, are excluded. Full details of the Product's sustainable investment strategy are available on the website www.econopolis.belink. The Product offers no capital protection or guarantee and no guaranteed return. The use of derivatives constitutes an additional instrument within the management of the SICAV and ESG criteria are not a decisive factor in that regard. As the management of the investment portfolio is delegated, the Management Company checks annually that the portfolio manager applies a sustainability policy before investments are made and when decisions are taken. Currency risk is not systematically hedged. The Product therefore remains exposed to exchange-rate fluctuations. The actual cost of any hedging strategy can, in proportion to the invested assets, be determined on the basis of the difference between the interest rate of the compartment currency and the interest rate of the currency in which the hedge is implemented. The Product may use financial derivatives both to hedge risks and to achieve the investment objectives. The Product currency is the euro. You may request redemption of your participation rights on each business day on which banks are open in Brussels. Redemption transactions are executed daily. If a day is not a business day for banks in Brussels, the order cut-off date is brought forward to the next business day.

Fiscal regulation

Stock exchange tax on sales* : 1.32% (max. €4.000) (only applicable to CAP)
 Stock exchange tax on conversions* : CAP -> DIS : 1.32% (max. €4.000) ; DIS -> CAP : 0%.

*applicable to a natural person resident in Belgium

Warning

The compartment has been approved for distribution only in Belgium and Luxembourg. The prospectus and the key investor information (KIID) are available on the website www.fundsquare.net/homepagelink, where the net asset value is also published. This document is a general document intended for a wide audience and was not prepared on the basis of information about the reader's personal situation. No assessment was made of the reader's knowledge and experience, nor of their financial situation or investment objectives. The financial instruments mentioned in this document may therefore not be appropriate or suitable for the reader. This document therefore contains product information only about the financial instruments mentioned therein and cannot be considered investment advice. The appointed management company of the UCITS is of Luxembourg nationality. The management company may stop marketing the compartment in Belgium. Commercial document : This is an advertisement. Please consult the prospectus of the UCITS and the key information document before making an investment decision.

Contact

Econopolis wealth management NV
 Sneeuwbeslaan 20 box 12
 2610 Wilrijk

Tel. +32 3 3 666 555
info@econopolis.be
www.econopolis.be
 Responsible publisher : Michaël De Man, Econopolis Wealth Management NV

Technical terms^o

Actuarial return	The annual return that an investor can expect from an investment over a given period, taking into account the reinvestment of intermediate income such as coupons or dividends.
Management fee	De jaarlijkse vergoeding die de fondsbeheerder aanreket voor het beheer van het compartiment.
Fundsquare	An online platform where financial information about funds and their Net Asset Values (NAV) is published.
SFDR classification	Sustainable Finance Disclosure Regulation. This classification indicates the extent to which a fund integrates sustainability criteria into its investment strategy.
NAV (Net Asset Value)	Unit value of the internal investment compartment (e.g., on the stated date and in the currency of the internal fund).
Number of positions^o	The total number of securities from the above asset class in the compartment.
Negative screening	Exclusion of companies through, among other things, the Norwegian exclusion list.
Norms-based screening	The investment process in which companies are screened for compliance with international standards, such as those of the United Nations, and potentially excluded if they violate these standards.
ESG integration	his is the strategy of integrating Environmental, Social, and Governance (ESG) criteria into the investment process.
Month To Date	Shows the return or performance from the beginning of the current month up to the most recent valuation date (see 'Data as of' below).
Year To Date	Shows the cumulative return or performance from the beginning of the calendar year up to the most recent valuation date (see 'Data as of' below).
Consumer staples	Products that people continue to buy regardless of economic conditions, such as food, beverages, and personal care items. These are basic necessities and therefore show little fluctuation in demand.
Consumer discretionary	Products for which demand is highly dependent on the economic cycle, such as cars, travel, and luxury goods. During periods of economic growth, demand increases, while it often declines during recessions.
Emerging markets	This refers to the financial market of a country that has so far lagged in economic development but whose prospects are promising.