

May 2026

Commercial Document : Monthly Factsheet

Econopolis Euro Bond Opportunities

Compartment managers :



Michaël De Man



Maxim Gils

Compartment description

Econopolis Euro Bond Opportunities is a compartment of Econopolis Funds SICAV, a Luxembourg UCITS fund. The compartment aims to provide long-term investors with a return primarily through investments in bonds, cash/other monetary instruments, and derivatives, without geographical and sectoral restrictions. The compartment will invest in a diversified portfolio. SFDR classification : Article 8 Compartment.

Compartment overview

General

Compartment of :	Econopolis Funds, a SICAV under Luxembourg law with European passport
Start date :	April 2018
Investment horizon :	3 Years
Currency :	EUR
Share classes :	Capitalization & Distribution
ISIN Code Class I Capitalization :	LU1772802598
ISIN Code Class I Distribution :	LU1772802168
Size :	EUR 42.88 M
NAV reporting :	Fundsquare, Bloomberg, Reuters, ...
Management fees and other administrative or operating costs° :	0.6% (CAP & DIS)
Transaction costs :	0.0% (CAP & DIS)
Performance fee :	n.a.
Entry fee :	max. 3.00%
SFDR classification° :	Article 8 Compartment
Authorised in :	Belgium and Luxembourg

Net Asset Value	I-Capitalisation		I-Distribution		
LU1772802598	EUR 109.37		EUR 96.9		
Annual return I(CAP)	2025	2024	2023	2022	2021
LU1772802598	1.90%	5.00%	8.00%	-8.00%	0.90%
Cumulative return I(CAP)	Year To Date°		Month To Date°		
LU1772802598	1.53%		1.19%		
Actuarial return° I(CAP)	1 year	3 years	5 years	Since inception	
LU1772802598	2.98%	4.92%	1.56%	1.12%	

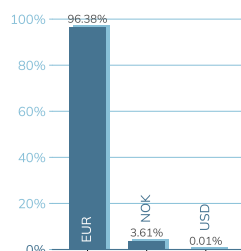
NAV° Evolution Euro Bond Opportunities (LU1772802598 ; CAP)



Warning : past returns and the evolution of the net asset value are not a reliable indicator of future returns and the evolution of the net asset value. The returns and NAV evolution shown take into account ongoing costs, but not potential entry and exit costs or taxes.

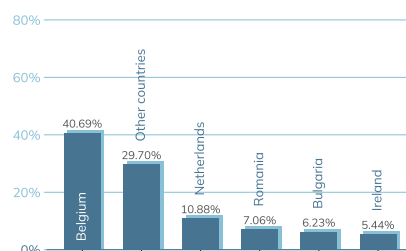
Currency distribution

percentage of total*

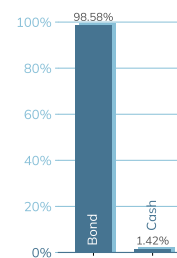


Geographical distribution bonds

*percentage of bond compartment



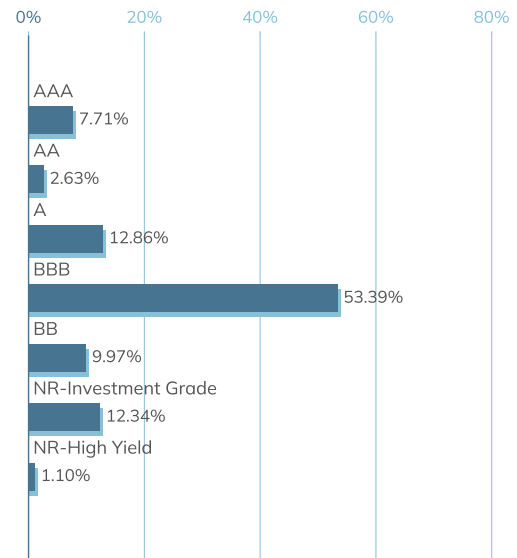
Allocation of assets



Bond Overview		% Total	Currency
1	Romania	6.96	EUR
2	Ireland	4.9	EUR
3	Vgp Nv	4.37	EUR
4	Bulgaria	4.34	EUR
5	Europe	4.13	EUR
6	Nn Group Nv	3.02	EUR
7	Malakoff Humanis Prev	2.98	EUR
8	Silfin Nv	2.81	EUR
9	Norway	2.73	NOK
10	Mexico	2.72	EUR

Number of positions° : 136

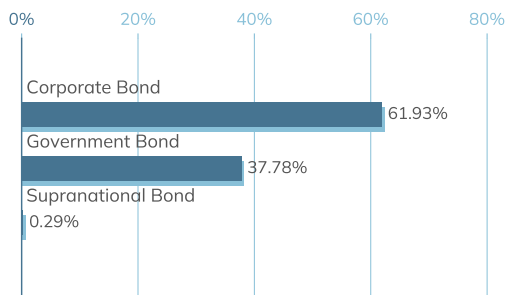
Bond ratings°



Bond Characteristics	Current yield to maturity°	Average coupon yield°	Average maturity°	Average rating°	Duration°
LU1772802598	4.29%	3.49%	8.31 jaar	A	6.12 Year

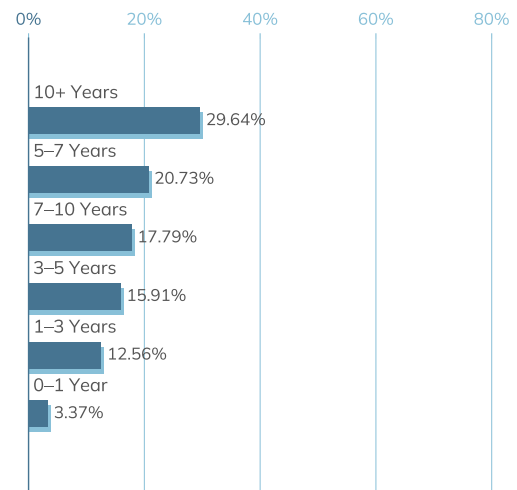
Type of bonds

*percentage of bond compartment



Bond maturity

*percentage of bond compartment



Manager's commentary

During the month of May, the managers actively capitalized on yield opportunities within the bond landscape, with a clear focus on emerging and peripheral markets. A new position was established in government bonds from Morocco and Bulgaria, which offer an attractive risk premium and solid macroeconomic outlooks. Additionally, exposure to Romania was further increased due to the stabilizing political context following the recent elections, which supports the valuation of these bonds. Within developed markets in foreign currencies, Norwegian government bonds remain our favorite diversification. Finally, the managers sought extra yield within the corporate bond market by investing in a long-term issuance from the Belgian telecommunications group Proximus. With these allocations, the managers optimize the portfolio's income profile and ensure broad geographical diversification.

Risk



The summary risk indicator is a guide to the level of risk of this product compared to other products. The indicator shows how likely it is that investors will suffer losses on the product because of market developments or because no money is available for payment. We have classified this product in class 2 out of 7; this is a medium risk class. This means that potential losses on future performance are estimated as medium, and that the possibility that we are unable to pay you due to poor market conditions may be present. **Be aware of currency risk.** You may receive payments in a currency other than the reference currency, so the final return you will receive depends on the exchange rate between the two currencies. That risk is not taken into account in the indicator above. The compartment is also exposed to the following materially relevant risks that are not included in the summary risk indicator: Other risk factors may exist. Because this product is not protected against future market performance, you could lose all or part of your investment. If we are unable to pay you what is owed, you could lose your entire investment.

Sustainability

This compartment applies a responsible investment policy based on four strategies: negative selection⁹, norms-based screening⁹, ESG integration⁹, and a best-in-universe approach in which only companies with strong ESG scores are selected. In addition, companies are excluded that are involved in controversial activities such as weapons production, tobacco, and harmful oil and gas extraction. This compartment also actively uses its voting rights to promote sustainability and good governance. To learn more about this, you can consult the sustainable investment policy of this compartment via the following link. If you wish to invest in this compartment, all its sustainable characteristics and objectives must be taken into account.

Investment policy

The objective of the compartment is to provide its shareholders with attractive long-term returns. This objective will be pursued by investing the assets of the compartment mainly in fixed income instruments, as well as in cash or other money market instruments and derivatives. The compartment invests in a diversified portfolio. The compartment is managed on a discretionary basis and invests mainly in fixed income instruments. Fixed income instruments represent at least 80% of the net assets of the compartment. There are no restrictions in terms of geographical regions or other specific economic or industrial sectors or niches. The choices made by the investment manager are discretionary in nature and reflect his expectations and strategic insight. As a result, the allocation may vary from time to time. The compartment invests at least 70% of its net assets in euros. There are no other currency restrictions. Investment-grade bonds in euros and cash or cash-equivalent instruments in euros represent at least 50% of the net assets of the sub-fund. The rating is determined based on the highest rating from one of the Big Three rating agencies. If the bonds are unrated, the rating of the issuer itself is used, if available. The compartment may invest up to 30% of its net assets in low-rated bonds and may also invest up to 30% of its net assets in unrated bonds, but combined the fund may only invest 40% in low-rated or unrated bonds. The compartment may invest in convertible bonds, including contingent convertible bonds, up to 10% of its net assets. In the event of a bond conversion into shares, the compartment may invest up to 5% of its net assets in equities. The compartment may also invest up to 20% of its net assets in perpetual bonds. The investment manager applies a discretionary policy based on thorough selection, using targeted financial and other models, (i) taking into account various fundamental parameters used to determine the financial condition and profitability of the relevant instruments, and (ii) consisting of a qualitative approach, analysing the quality and ethical standards of the management of the relevant issuer, its product and service portfolio, etc., from a broader macroeconomic perspective. The compartment may additionally hold up to 20% of its assets in cash deposits repayable on demand. The compartment may, within the limits of the law, invest in derivative financial instruments, including but not limited to futures, options, forward foreign exchange contracts, credit default swaps or interest rate swaps, in order to achieve the investment objectives and hedge risks. The compartment promotes environmental or social characteristics. A sustainable investment policy applies to this compartment, which can be consulted at <https://www.econopolis.be/en/sustainability>. Additional information on sustainability is available in the fund's prospectus. Reference benchmark: The portfolio is actively managed on a discretionary basis without reference to a benchmark.

Fiscal regulation

Withholding tax on dividends*: 30.% (only applicable to DIS)
 Stock exchange tax on sales*: 1.32% (max. €4.000) (only applicable to CAP)
 Stock exchange tax on conversions*: CAP -> DIS: 1.32% (max. €4.000); DIS -> CAP: 0%.
 *applicable to a natural person resident in Belgium

Warning

The compartment has been approved for distribution only in Belgium and Luxembourg. The prospectus and the Key Investor Information Document (KIID) are available on the website www.fundsquare.net/homepage, where the net asset value is also published. This document is a general document intended for a broad audience and was not based on information regarding the reader's personal situation. No assessment was made of the reader's knowledge and experience, nor of their financial situation or investment objectives. Consequently, the financial instruments mentioned in this document may not be appropriate or suitable for the reader. The document therefore contains exclusively product information regarding the financial instruments mentioned therein and cannot be considered investment advice. The appointed management company of the UCI is of Luxembourg nationality. The management company may terminate the marketing of the compartment in Belgium. Commercial Document: This is an advertisement. Consult the UCITS prospectus and the Key Information Document before making any investment decision.

Contact

Econopolis wealth management NV
 Sneeuwbeslaan 20 box 12
 2610 Wilrijk

Tel. +32 3 3 666 555
info@econopolis.be
www.econopolis.be
 Responsible publisher: Michaël De Man, Econopolis Wealth Management NV

Technical terms°

Actuarial return	The annual return that an investor can expect from an investment over a given period, taking into account the reinvestment of intermediate income such as coupons or dividends.
Management fee	De jaarlijkse vergoeding die de fondsbeheerder aanrekent voor het beheer van het compartiment.
Fundsquare	An online platform where financial information about funds and their Net Asset Values (NAV) is published.
SFDR classification	Sustainable Finance Disclosure Regulation. This classification indicates the extent to which a fund integrates sustainability criteria into its investment strategy.
NAV (Net Asset Value)	Unit value of the internal investment compartment (e.g., on the stated date and in the currency of the internal fund).
Number of positions°	The total number of securities from the above asset class in the compartment.
Negative screening	Exclusion of companies through, among other things, the Norwegian exclusion list.
Norms-based screening	The investment process in which companies are screened for compliance with international standards, such as those of the United Nations, and potentially excluded if they violate these standards.
ESG integration	his is the strategy of integrating Environmental, Social, and Governance (ESG) criteria into the investment process.
Month To Date	Shows the return or performance from the beginning of the current month up to the most recent valuation date (see 'Data as of' below).
Year To Date	Shows the cumulative return or performance from the beginning of the calendar year up to the most recent valuation date (see 'Data as of' below).
Current yield to maturity°	The expected annual return of a bond if held until maturity, taking into account the current market price, coupon payments, and remaining term, averaged for all bond positions in the sub-fund.
Average coupon yield°	The weighted average of the annual coupon rates of the bonds in the sub-fund, expressed as a percentage of the nominal value.
Average maturity°	The weighted average period (in years) until the maturity date of the bonds in the sub-fund.
Average rating°	The weighted average credit quality of the bonds in the sub-fund, based on the ratings of recognized credit rating agencies (such as S&P Global, Moody's, or Fitch).
Duration°	A measure of the sensitivity of the value of a bond or bond sub-fund to changes in interest rates. The higher the duration, the more strongly the price reacts to interest rate adjustments.
Bond credit ratings	
AAA	The highest creditworthiness : extremely low risk of default.
AA	Very reliable debtor, but slightly more sensitive to changes in the economy.
A	Good credit quality, but with slightly more sensitivity to economic changes.
BBB	Still "Investment grade", but close to the borderline of speculative credit. May come under pressure during poorer economic conditions.
BB	No major risk of default yet, but vulnerable to economic headwinds.
B	High probability of financial stress; obligations can still be met, but the margin is small.
NR (Non rated)	Not rated by recognized credit rating agencies (S&P Global, Moody's, or Fitch).
Consumer staples	Products that people continue to buy regardless of economic conditions, such as food, beverages, and personal care items. These are basic necessities and therefore show little fluctuation in demand.
Consumer discretionary	Products for which demand is highly dependent on the economic cycle, such as cars, travel, and luxury goods. During periods of economic growth, demand increases, while it often declines during recessions.
Emerging markets	This refers to the financial market of a country that has so far lagged in economic development but whose prospects are promising.