

April 2026

Commercial Document : Monthly Factsheet

# Econopolis Sustainable Equities

Compartment managers :



Stijn Plessers



Bernard Thant

## Compartment description

Econopolis Sustainable Equities is a compartment of Econopolis Funds SICAV, a Luxembourg UCITS fund. The compartment aims to provide investors with long-term returns through investments in shares and monetary instruments, without geographical restrictions and without limits regarding sectors and currencies. Econopolis Sustainable Equities is aimed at investors with an investment horizon of more than 5 years.

## Compartment overview

### General

Compartment of :	<b>Econopolis Funds, a SICAV under European law with European passport</b>
Start date :	<b>August 2015</b>
Investment horizon :	<b>5 Years</b>
Currency :	<b>EUR</b>
Share classes :	<b>Capitalization &amp; Distribution</b>
ISIN Code Class I Capitalization :	<b>LU1248447622</b>
ISIN Code Class I Distribution :	<b>LU1248447978</b>
Size :	<b>EUR 62.6 M</b>
NAV reporting :	<b>Fundsquare, Bloomberg, Reuters, ...</b>
Management fees and other administrative or operating costs° :	<b>1.1% (CAP &amp; DIS)</b>
Transaction costs :	<b>0.1% (CAP &amp; DIS)</b>
Performance fee :	<b>n.a.</b>
Entry fee :	<b>max. 3.0%</b>
SFDR classification° :	<b>Article 8 Compartment</b>
Authorised in :	<b>Belgium, Luxembourg and Switzerland</b>

Net Asset Value	I-Capitalisation		I-Distribution		
LU1248447622	EUR 190.39		EUR 178.9		
Annual return I(CAP)	2025	2024	2023	2022	2021
LU1248447622	2.53%	19.50%	16.00%	-16.60%	18.40%
Cumulative return I(CAP)	Year To Date°		Month To Date°		
LU1248447622	1.61%		8.65%		
Actuarial return° I(CAP)	1 year	3 years	5 years	Since inception	
LU1248447622	13.92%	9.65%	5.39%	6.18%	

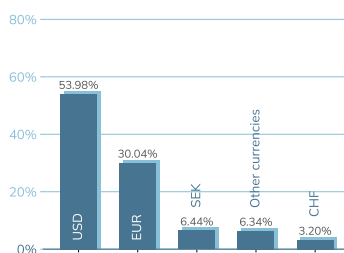
## NAV° Evolution Econopolis Sustainable Equities (LU1248447622; CAP)



Warning : past returns and the evolution of the net asset value are not a reliable indicator of future returns and the evolution of the net asset value. The returns and NAV evolution shown take into account ongoing costs, but not potential entry and exit costs or taxes.

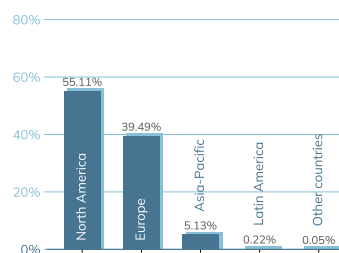
### Currency distribution

percentage of total\*

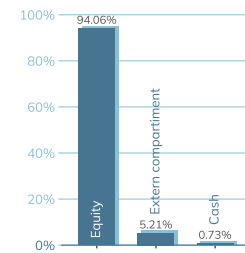


### Geographical distribution equities

\*percentage of equity compartment



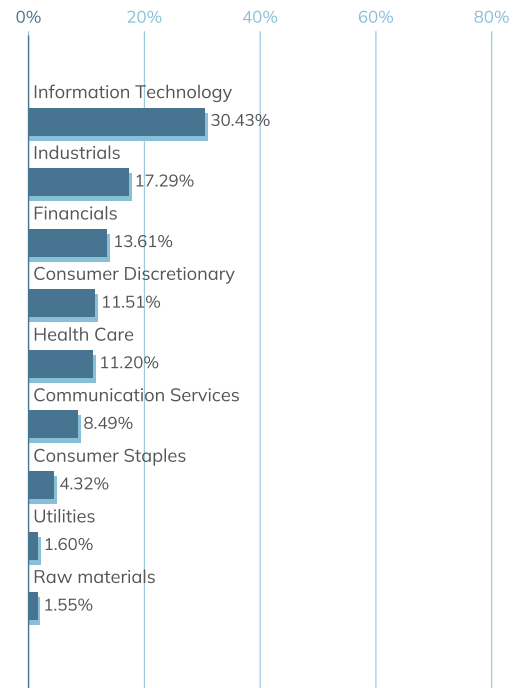
### Allocation of assets



Equity Overview		% Total	Currency
1	NVIDIA Corp	4.65	USD
2	Alphabet Inc A	4.55	USD
3	Amazon.com Inc	4.43	USD
4	Apple Inc Reg	3.42	USD
5	Applied Materials Inc	2.58	USD
6	Microsoft Corp	2.53	USD
7	Broadcom Inc Reg	2.44	USD
8	Taiwan Semiconduct Mfg Co Ltd ADR repr 5 Shares	2.1	USD
9	Schneider Electric SE	1.87	EUR
10	Epiroc AB A	1.83	SEK

Number of positions<sup>o</sup> : 73

### Sector breakdown of equities



### Manager's commentary

In April, the managers implemented several proactive adjustments within the compartment. The position in tech giant Amazon was further expanded. The managers saw their confidence quickly rewarded with excellent quarterly results, driven by accelerating growth and strong profitability in the essential cloud division. Additionally, the managers decided to increase the allocation to emerging markets. On the sell side, they took profits on Danish pharma company Novo Nordisk, which experienced a strong upward price movement during the calendar month. The position in the Swedish industrial group Atlas Copco was also reduced following company results indicating currency headwinds in a somewhat cooling market environment. Furthermore, after a previous growth spurt, it was decided to partially lower the exposure to chip manufacturer Taiwan Semiconductor. With this rotation, the managers aim to keep the portfolio optimally positioned and constructively secure profits from the best-performing positions.

## Risk



The summary risk indicator is a guide to the level of risk of this product compared to other products. The indicator shows how likely it is that investors will lose money on the product because of market developments or because no money is available for payment. We have classified this product as class 4 out of 7; this is a medium risk class. This means that potential losses on future performance are estimated as medium, and that the possibility that we are unable to pay you due to poor market conditions may be present. **Be aware of currency risk.** You may receive payments in a currency other than the reference currency, so the final return you will receive depends on the exchange rate between the two currencies. That risk is not taken into account in the indicator above. The compartment is also exposed to the following materially relevant risks that are not included in the summary risk indicator: Other risk factors may exist. Because this product is not protected against future market performance, you could lose all or part of your investment. If we are unable to pay you what is owed, you could lose your entire investment.

## Sustainability

This compartment applies a responsible investment policy based on four strategies: negative selection<sup>o</sup>, norms-based screening<sup>o</sup>, ESG integration<sup>o</sup>, and a best-in-universe approach in which only companies with strong ESG scores are selected. In addition, companies are excluded that are involved in controversial activities such as weapons production, tobacco, and harmful oil and gas extraction. This compartment also actively uses its voting rights to promote sustainability and good governance. To learn more about this, you can consult the sustainable investment policy of this compartment via the following link. If you wish to invest in this compartment, all its sustainable characteristics and objectives must be taken into account.

## Investment policy

The objective of the compartment is to provide investors, through an actively managed portfolio, with long-term capital gains on their investment. This objective will be pursued by investing the assets of the compartment primarily in shares and other equity-like securities, without geographical restrictions. The compartment must hold at least 90% of its net assets in shares. The compartment invests primarily in shares and other equity-like securities, spread across various sectors and regions. The compartment invests in shares and other equity-like securities of companies active in developed markets (such as, but not limited to, Europe, the USA, and Japan), and may also invest in companies active in emerging markets. The investment policy of the compartment is based on three cornerstones in stock selection: a disciplined step-by-step approach in research and analysis by the asset manager, a unique non-benchmarked philosophy, and the importance of field research. Investments are based on convictions rather than benchmarks: conviction regarding activities, countries, and companies. Within legal limits, the compartment may invest in derivative financial products, such as futures, options, and forward currency contracts, to achieve investment objectives and hedge risks. The compartment promotes environmental or social characteristics. A sustainable investment policy is in force for this compartment, which can be consulted at <https://www.econopolis.be/en/sustainability>. Additional information on sustainability is available in the fund's prospectus. Reference benchmark: The portfolio is actively managed on a discretionary basis without reference to a reference benchmark.

## Fiscal regulation

Withholding tax on dividends\*: 30.% (only applicable to DIS)  
 Stock exchange tax on sales\*: 1.32% (max. €4.000) (only applicable to CAP)  
 Stock exchange tax on conversions\*: CAP -> DIS: 1.32% (max. €4.000); DIS -> CAP: 0%.  
\*applicable to a natural person resident in Belgium

## Warning

The compartment was approved for distribution only in Belgium and Luxembourg. The prospectus and the Key Investor Information Document (KIID) are available on the website [www.fundsquare.net/homepage](http://www.fundsquare.net/homepage), where the net asset value is also published. This document is a general document for a broad public and was not based on information regarding the personal situation of the reader. No assessment was made of the reader's knowledge and experience, nor of their financial situation or investment objectives. The financial instruments mentioned in this document may therefore not be suitable or appropriate for the reader. The document therefore contains exclusively product information about the financial instruments mentioned therein and cannot be considered investment advice. The appointed management company of the UCI is of Luxembourg nationality. The management company can terminate the marketing of the compartment in Belgium. Marketing Document: This is an advertisement. Consult the UCITS prospectus and the Key Information Document before making any investment decision.

## Contact

Econopolis wealth management NV  
 Sneeuwbeslaan 20 box 12  
 2610 Wilrijk

Tel. +32 3 3 666 555  
[info@econopolis.be](mailto:info@econopolis.be)  
[www.econopolis.be](http://www.econopolis.be)  
 Responsible publisher: Michaël De Man, Econopolis Wealth Management NV

## Technical terms<sup>o</sup>

<b>Actuarial return</b>	The annual return that an investor can expect from an investment over a given period, taking into account the reinvestment of intermediate income such as coupons or dividends.
<b>Management fee</b>	De jaarlijkse vergoeding die de fondsbeheerder aanreket voor het beheer van het compartiment.
<b>Fundsquare</b>	An online platform where financial information about funds and their Net Asset Values (NAV) is published.
<b>SFDR classification</b>	Sustainable Finance Disclosure Regulation. This classification indicates the extent to which a fund integrates sustainability criteria into its investment strategy.
<b>NAV (Net Asset Value)</b>	Unit value of the internal investment compartment (e.g., on the stated date and in the currency of the internal fund).
<b>Number of positions<sup>o</sup></b>	The total number of securities from the above asset class in the compartment.
<b>Negative screening</b>	Exclusion of companies through, among other things, the Norwegian exclusion list.
<b>Norms-based screening</b>	The investment process in which companies are screened for compliance with international standards, such as those of the United Nations, and potentially excluded if they violate these standards.
<b>ESG integration</b>	his is the strategy of integrating Environmental, Social, and Governance (ESG) criteria into the investment process.
<b>Month To Date</b>	Shows the return or performance from the beginning of the current month up to the most recent valuation date (see 'Data as of' below).
<b>Year To Date</b>	Shows the cumulative return or performance from the beginning of the calendar year up to the most recent valuation date (see 'Data as of' below).
<b>Consumer staples</b>	Products that people continue to buy regardless of economic conditions, such as food, beverages, and personal care items. These are basic necessities and therefore show little fluctuation in demand.
<b>Consumer discretionary</b>	Products for which demand is highly dependent on the economic cycle, such as cars, travel, and luxury goods. During periods of economic growth, demand increases, while it often declines during recessions.
<b>Emerging markets</b>	This refers to the financial market of a country that has so far lagged in economic development but whose prospects are promising.