

March 2026

Commercial Document : Monthly Factsheet

# Econopolis Demographic Dynamics

Compartment managers :



Stijn Plessers



Danny  
Van Quaethem

## Compartment description

Econopolis Demographic Dynamics is a compartment of Econopolis Funds SICAV, a Luxembourg UCITS undertaking, with Luxembourg-based BLI – Banque De Lux-embourg Investments - acting under the trade name Conventum Third Party Solutions as management company, and with Econopolis Wealth Management NV acting as delegate for portfolio management.

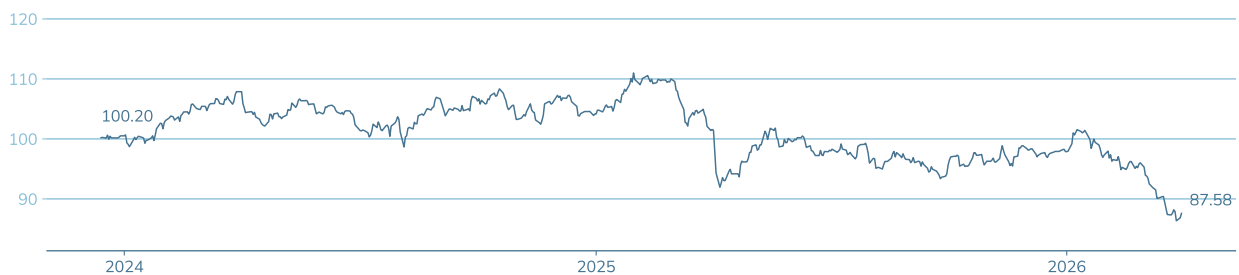
## Compartment overview

### General

Compartment of :	<b>Econopolis Funds</b>
Start date :	<b>December 2023</b>
Investment horizon :	<b>5 years</b>
Currency :	<b>EUR</b>
Share classes :	<b>Capitalisation &amp; Distribution</b>
ISIN code I-Class Capitalisation :	<b>LU2719995933</b>
ISIN code B-Class Distribution :	<b>LU2719995693</b>
Size :	<b>EUR 17.86 M</b>
NAV reporting :	<b>Fundsquare, Bloomberg, Reuters, ...</b>
Management fees and other administrative or operating costs <sup>°</sup> :	<b>0.85% (CAP)</b>
Transaction costs :	<b>0.18% (CAP)</b>
Performance fee :	<b>n.a.</b>
Entry fee :	<b>max. 3.0%</b>
SFDR classification <sup>°</sup> :	<b>Article 8 compartment</b>
Authorised in :	<b>Belgium</b>

<b>Net Asset Value</b> LU2719995933	I-Capitalisation <b>EUR 87.58</b>	B-Distribution <b>EUR 85.99</b>
<b>Annual Returns I(CAP)</b> LU2719995933	2025 <b>-6.02%</b>	
<b>Cumulative Returns I(CAP)</b> LU2719995933	Year To Date <sup>°</sup> <b>-10.52%</b>	Month To Date <sup>°</sup> <b>-8.79%</b>
<b>Actuarial Returns<sup>°</sup> I(CAP)</b> LU2719995933	1 year <b>-13.63%</b>	Since inception <b>-5.69%</b>

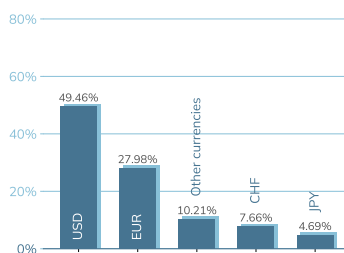
### NAV<sup>°</sup> Evolution Econopolis Demographic Dynamics I (LU2719995933; CAP)



Warning : Past returns and the evolution of the NAV are not reliable indicators of future returns and the future evolution of the NAV. The returns and NAV evolution shown take ongoing charges into account, but not potential entry and exit charges and taxes.

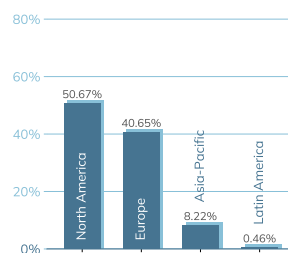
### Currency distribution

percentage of total\*

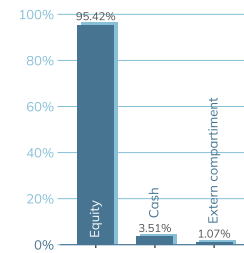


### Geographical distribution equities

\*percentage of equity compartment



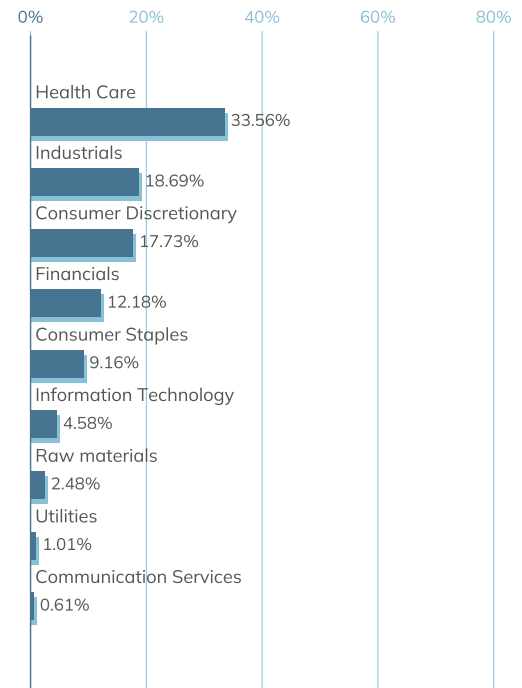
### Allocation of assets



Equity Overview		% Total	Currency
1	Eli Lilly & Co	3.83	USD
2	Waste Management Inc	2.48	USD
3	Marriott Intl Inc A	2.42	USD
4	AIA Group Ltd	2.37	HKD
5	AstraZeneca Plc	2.24	GBP
6	HCA Healthcare Inc	2.01	USD
7	Deere and Co	1.96	USD
8	Roche Holding Ltd Partizsch	1.91	CHF
9	Novonesis AS B	1.89	DKK
10	Rockwell Automation	1.85	USD

Number of positions<sup>o</sup> : 99

## Sector breakdown of equities



## Manager's commentary

Within the compartment, shifts were implemented to optimally respond to changing consumption patterns and the aging trend, with a specific strategic focus on Asian growth markets. Conviction in the emerging Asian consumer was strengthened through targeted additions of e-commerce player Sea Ltd, sportswear manufacturer Anta Sports, and financial player Ping An Insurance. Locally, the global focus on health and an active lifestyle was addressed by initiating a new position in the American fitness chain Planet Fitness. On the sell side, the managers took profits on the Japanese robotics company Fanuc after a strong price run. Simultaneously, the stake in Japanese automaker Suzuki Motor was further expanded to capitalize on their rock-solid market position in demographically fast-growing regions such as India.

## Risk



For the risk indicator, it is assumed that you hold the product for 5 years. The actual risk can vary considerably if you sell the product early, which may result in you getting back less. The summary risk indicator is a guide to the level of risk of this product compared with other products. It indicates how likely investors are to suffer losses as a result of market developments or because we are unable to make payment. This product is classified in risk class 4 on a scale of 7, which corresponds to a medium level of risk. This means that potential losses as a result of future performance are assessed as medium and that adverse market conditions may negatively affect our ability to pay you. **You should take currency risk into account.** You may receive payments in a currency different from your reference currency, so the final return will depend on the exchange rate between those currencies. This risk is not included in the risk indicator above. The compartment is also exposed to other materially relevant risks that are not included in the summary risk indicator. Other risk factors may exist. This product offers no protection against future market performance, so you may lose all or part of your investment. If we are unable to pay you the amount due, you may lose your entire investment. Further information for investors is available here.

## Sustainability

This compartment applies a responsible investment policy based on four strategies : negative screening°, norms-based screening°, ESG integration°, and a best-in-universe approach in which only companies with strong ESG scores are selected. In addition, companies involved in controversial activities such as weapons production, tobacco and harmful oil and gas extraction are excluded. This compartment also actively uses its voting rights to promote sustainability and good governance. To learn more about this, you can consult this compartment's sustainable investment policy via link. If you wish to invest in this compartment, all of its sustainable characteristics and objectives must be taken into account.

## Investment policy

The objective of the sub-fund is to offer investors, through an actively managed portfolio, long-term capital gains on their investment. The sub-fund invests in shares and other equity-type securities of companies active in developed markets (such as, but not limited to, Europe, the United States and Japan) and may also invest up to a maximum of 49% in companies active in emerging markets (such as South Korea, Taiwan, Hong Kong, China, India, Brazil, Mexico, South Africa and Indonesia). The sub-fund may invest directly in China A-shares listed on the markets of the People's Republic of China via China Connect. The sub-fund may invest in shares and other equity-type securities selected on the basis of ongoing financial assessments, analysis of the macroeconomic environment and the issuer's specific profile, future developments, etc. The sub-fund must hold at least 90% of its net assets in shares. The sub-fund will invest mainly in equity-type securities of companies that can benefit from demographic changes, including, but not limited to, the following sub-themes : healthcare, sport and exercise, sustainable food, consumers in emerging markets, urbanisation, leisure, changing consumer habits, medical innovations, wealth transfer and automation. There are no limitations or restrictions with regard to currencies, geographical regions or other specific economic or industrial sectors or niches. The sub-fund's investment policy is based on three cornerstones in security selection : a disciplined step-by-step approach in the Investment Manager's research and analysis, a unique non-benchmark philosophy and the importance of field research. The sub-fund may invest in derivative financial instruments, such as futures, options and forward foreign exchange contracts, in order to achieve its investment objectives and hedge risks. The sub-fund promotes environmental or social characteristics. A sustainable investment policy applies to this sub-fund and can be consulted at <https://www.econopolis.be/en/sustainabilitylink>. Additional information on sustainability is available in the fund prospectus. Reference benchmark : The portfolio is actively managed on a discretionary basis without reference to a benchmark.

## Fiscal regulation

Withholding tax on dividends\* : 30.% (only applicable to DIS)  
 Stock exchange tax on sales\* : 1.32% (max. €4.000) (only applicable to CAP)  
 Stock exchange tax on conversions\* : CAP -> DIS : 1.32% (max. €4.000); DIS -> CAP : 0%.

\*applicable to a natural person resident in Belgium

## Warning

The compartment has been approved for distribution only in Belgium and Luxembourg. The prospectus and the key investor information (KIID) are available on the website [www.fundsquare.net/homepage](http://www.fundsquare.net/homepage), where the net asset value is also published. This document is a general document intended for a wide audience and was not prepared on the basis of information about the reader's personal situation. No assessment was made of the reader's knowledge and experience, nor of their financial situation or investment objectives. The financial instruments mentioned in this document may therefore not be appropriate or suitable for the reader. This document therefore contains product information only about the financial instruments mentioned therein and cannot be considered investment advice. The appointed management company of the UCITS is of Luxembourg nationality. The management company may stop marketing the compartment in Belgium. Commercial document : This is an advertisement. Please consult the prospectus of the UCITS and the key information document before making an investment decision.

## Contact

Econopolis wealth management NV  
 Sneeuwbeslaan 20 box 12  
 2610 Wilrijk

Tel. +32 3 3 666 555  
[info@econopolis.be](mailto:info@econopolis.be)  
[www.econopolis.be](http://www.econopolis.be)  
 Responsible publisher : Michaël De Man, Econopolis Wealth Management NV

## Technical terms<sup>o</sup>

<b>Actuarial return</b>	The annual return that an investor can expect from an investment over a given period, taking into account the reinvestment of intermediate income such as coupons or dividends.
<b>Management fee</b>	De jaarlijkse vergoeding die de fondsbeheerder aanrekent voor het beheer van het compartiment.
<b>Fundsquare</b>	An online platform where financial information about funds and their Net Asset Values (NAV) is published.
<b>SFDR classification</b>	Sustainable Finance Disclosure Regulation. This classification indicates the extent to which a fund integrates sustainability criteria into its investment strategy.
<b>NAV (Net Asset Value)</b>	Unit value of the internal investment compartment (e.g., on the stated date and in the currency of the internal fund).
<b>Number of positions<sup>o</sup></b>	The total number of securities from the above asset class in the compartment.
<b>Negative screening</b>	Exclusion of companies through, among other things, the Norwegian exclusion list.
<b>Norms-based screening</b>	The investment process in which companies are screened for compliance with international standards, such as those of the United Nations, and potentially excluded if they violate these standards.
<b>ESG integration</b>	his is the strategy of integrating Environmental, Social, and Governance (ESG) criteria into the investment process.
<b>Month To Date</b>	Shows the return or performance from the beginning of the current month up to the most recent valuation date (see 'Data as of' below).
<b>Year To Date</b>	Shows the cumulative return or performance from the beginning of the calendar year up to the most recent valuation date (see 'Data as of' below).
<b>Consumer staples</b>	Products that people continue to buy regardless of economic conditions, such as food, beverages, and personal care items. These are basic necessities and therefore show little fluctuation in demand.
<b>Consumer discretionary</b>	Products for which demand is highly dependent on the economic cycle, such as cars, travel, and luxury goods. During periods of economic growth, demand increases, while it often declines during recessions.
<b>Emerging markets</b>	This refers to the financial market of a country that has so far lagged in economic development but whose prospects are promising.