

March 2026

Commercial Document : Monthly Factsheet

# Econopolis Exponential Technologies

Compartment managers :



Siddy Jobe



Matisse Cappon

## Compartment description

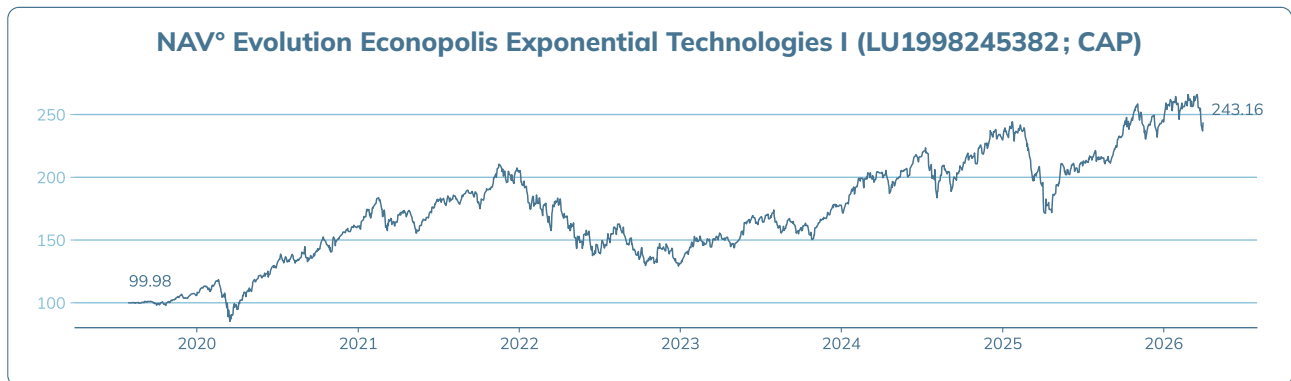
Econopolis Exponential Technologies is a compartment of Econopolis Funds SI-CAV, a Luxembourg UCITS undertaking, with Luxembourg-based BLI – Banque De Luxembourg Investments - acting under the trade name Conventum Third Party Solutions as management company, and with Econopolis Wealth Management NV acting as delegate for portfolio management.

## Compartment overview

### General

Compartment of :	<b>Econopolis Funds, SI-CAV under European law with a European passport</b>
Start date :	<b>July 2019</b>
Investment horizon :	<b>5 years</b>
Currency :	<b>EUR</b>
Share classes :	<b>Capitalisation &amp; Distribution</b>
ISIN code I-Class Capitalisation :	<b>LU1998245382</b>
ISIN code I-Class Distribution :	<b>LU1998245465</b>
Size :	<b>EUR 330.49 M</b>
NAV reporting :	<b>Fundsquare, Bloomberg, Reuters, ...</b>
Management fees and other administrative or operating costs° :	<b>0.85% (CAP &amp; DIS)</b>
Transaction costs :	<b>0.02% (CAP &amp; DIS)</b>
Performance fee :	<b>n.a.</b>
Entry fee :	<b>max. 3.0%</b>
SFDR classification° :	<b>Article 8 compartment</b>
Authorised in :	<b>Belgium and Luxembourg</b>

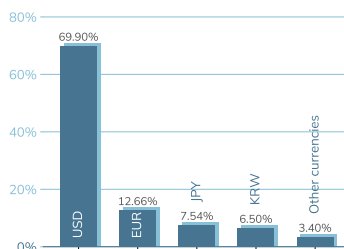
Net Asset Value	I-Capitalisation		I-Distribution		
LU1998245382	EUR 243.16		EUR 184.48		
<b>Annual Returns I(CAP)</b>	2025	2024	2023	2022	2021
LU1998245382	<b>6.21%</b>	<b>29.31%</b>	<b>35.74%</b>	<b>-35.83%</b>	<b>52.24%</b>
<b>Cumulative Returns I(CAP)</b>	Year To Date°		Month To Date°		
LU1998245382	<b>-0.38%</b>		<b>-6.99%</b>		
<b>Actuarial Returns° I(CAP)</b>	1 year	3 years	5 years	Since inception	
LU1998245382	<b>25.82%</b>	<b>16.03%</b>	<b>7.92%</b>	<b>14.25%</b>	



Warning : Past returns and the evolution of the NAV are not reliable indicators of future returns and the future evolution of the NAV. The returns and NAV evolution shown take ongoing charges into account, but not potential entry and exit charges and taxes.

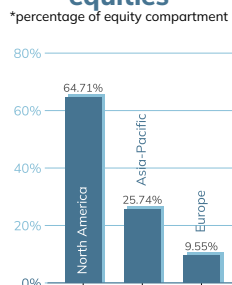
### Currency distribution

percentage of total\*

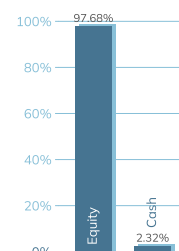


### Geographical distribution equities

\*percentage of equity compartment



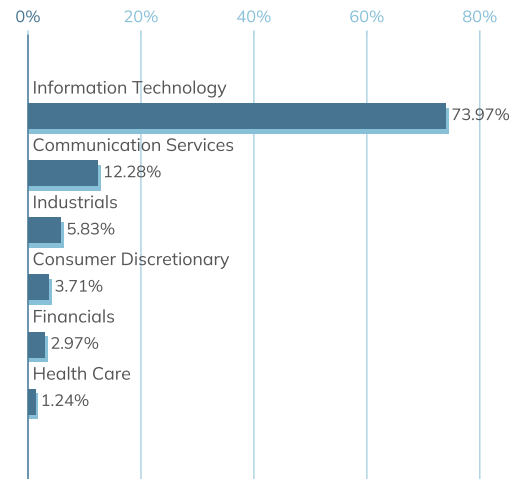
### Allocation of assets



Equity Overview		% Total	Currency
1	Taiwan Semiconduct Mfg Co Ltd ADR repr 5 Shares	7.13	USD
2	NVIDIA Corp	6.55	USD
3	Samsung Electronics Co Ltd	6.48	KRW
4	Micron Technology Inc	6.31	USD
5	Alphabet Inc A	5.52	USD
6	Arista Networks Inc	4.9	USD
7	ASML Holding NV	4.39	EUR
8	Applied Materials Inc	3.87	USD
9	Microsoft Corp	3.23	USD
10	Apple Inc Reg	3.13	USD

Number of positions<sup>o</sup> : 46

### Sector breakdown of equities



### Manager's commentary

During the month, the managers positioned the compartment more emphatically toward the structural pillars of the digitalization wave and artificial intelligence. The position in sector leader Nvidia was further increased, as ongoing global capital investments in AI infrastructure continue to provide a robust tailwind for their market-leading computing solutions. Additionally, exposure to cloud infrastructure and system security was strengthened through a substantial purchase of Datadog, a company that benefits strongly from the exponentially growing need for complex data analysis among businesses. To finance these strategic allocations, the managers divested from creative software provider Adobe and reduced the position in the digital advertising platform Trade Desk, driven by uncertainties regarding increasing competitive pressure and the disruptive impact of generative AI tools on their future market position.

## Risk



For the risk indicator, it is assumed that you hold the product for 5 years. The actual risk can vary significantly if you sell at an early stage and you may get back less. The summary risk indicator is a guide to the level of risk of this product compared to other products. It shows how likely it is that investors will suffer losses on the product because of market developments or because there is no money available for payment. We have classified this product in class 5 out of 7; this is a medium-high risk class. This means that potential losses on future performance are estimated as medium-high, and that the chance that we will not be able to pay you because of poor market conditions may be high. **Be aware of the currency risk.** You may receive payments in a currency different from the reference currency, so the final return you receive will depend on the exchange rate between the two currencies. That risk is not taken into account in the indicator above. The compartment is also exposed to the following materially relevant risks that are not included in the summary risk indicator : Other risk factors may exist. Because this product is not protected against future market performance, you may lose all or part of your investment. If we cannot pay you what is owed to you, you could lose your entire investment.

## Sustainability

This compartment applies a responsible investment policy based on four strategies : negative screening°, norms-based screening°, ESG integration°, and a best-in-universe approach in which only companies with strong ESG scores are selected. In addition, companies involved in controversial activities such as weapons production, tobacco and harmful oil and gas extraction are excluded. This compartment also actively uses its voting rights to promote sustainability and good governance. To learn more about this, you can consult this compartment's sustainable investment policy via link. If you wish to invest in this compartment, all of its sustainable characteristics and objectives must be taken into account.

## Investment policy

The objective of the compartment is to offer investors, through an actively managed portfolio, long-term capital appreciation on their investment. This objective will be pursued by investing the compartment's assets principally in shares and other equity-type securities of companies that are wholly or partly active in the technology and communication services sector, without geographical limitation. The compartment must hold at least 90% of its net assets in shares. The compartment invests mainly in shares and other equity-type securities of companies that are wholly or partly active in the technology and communication services sector. The compartment will invest in shares and other securities of companies active in developed markets and in companies active in emerging markets. The compartment may invest in shares and other securities whose selection will be based on ongoing financial assessments, analysis of the macroeconomic environment and the specific profile of the issuer, future developments, etc. There are no limitations or restrictions with regard to currencies and geographical regions or other specific economic or industrial sectors or niches. The choices made by the Investment Manager are discretionary and reflect its expectations and strategic views. The compartment's investment policy is based on three cornerstones in equity selection : a disciplined multi-step approach in the Investment Manager's research and analysis, a unique non-benchmark philosophy and the importance of on-the-ground research. Investments are made on the basis of conviction rather than benchmarks : conviction in themes, conviction in countries and conviction in companies. With regard to investment themes, the Investment Manager will focus on "exponential" technologies that have a disruptive impact on society and business, as well as on communication services, including, but not limited to, the following sub-themes : artificial intelligence (AI), augmented and virtual reality (AR, VR), data science, cloud, IoT, digital biology, nanotechnology and digital manufacturing, networks and computer systems, robotics and autonomous vehicles. For the purpose of hedging currency risk, the compartment may invest in currency derivatives. The compartment promotes environmental or social characteristics. A sustainable investment policy applies to this compartment and can be consulted at <https://www.econopolis.be/en/sustainabilitylink>. Additional information on sustainability is available in the fund prospectus. Benchmark : The portfolio is actively managed on a discretionary basis without reference to a benchmark. Investors can obtain a summary of investors' rights (available in Dutch, French and English) on this webpage :link.

## Fiscal regulation

Withholding tax on dividends\* : 30.% (only applicable to DIS)  
 Stock exchange tax on sales\* : 1.32% (max. €4.000) (only applicable to CAP)  
 Stock exchange tax on conversions\* : CAP -> DIS : 1.32% (max. €4.000) ; DIS -> CAP : 0%.

\*applicable to a natural person resident in Belgium

## Warning

The compartment has been approved for distribution only in Belgium and Luxembourg. The prospectus and key investor information (KID) are available on the website [www.fundsquare.net/homepagelink](http://www.fundsquare.net/homepagelink), where the net asset value is also published. This document is a general document intended for a wide audience and was not prepared on the basis of information about the reader's personal situation. No assessment was made of the reader's knowledge and experience, nor of their financial situation or investment objectives. The financial instruments mentioned in this document may therefore not be appropriate or suitable for the reader. This document therefore contains product information only about the financial instruments mentioned therein and cannot be considered investment advice. The appointed management company of the UCITS is of Luxembourg nationality. The management company may stop marketing the compartment in Belgium. Commercial document : This is an advertisement. Please consult the prospectus of the UCITS and the key information document before making an investment decision.

## Contact

Econopolis wealth management NV  
 Sneeuwbeslaan 20 box 12  
 2610 Wilrijk

Tel. +32 3 3 666 555  
[info@econopolis.be](mailto:info@econopolis.be)  
[www.econopolis.be](http://www.econopolis.be)  
 Responsible publisher : Michaël De Man, Econopolis Wealth Management NV

## Technical terms<sup>o</sup>

<b>Actuarial return</b>	The annual return that an investor can expect from an investment over a given period, taking into account the reinvestment of intermediate income such as coupons or dividends.
<b>Management fee</b>	De jaarlijkse vergoeding die de fondsbeheerder aanreket voor het beheer van het compartiment.
<b>Fundsquare</b>	An online platform where financial information about funds and their Net Asset Values (NAV) is published.
<b>SFDR classification</b>	Sustainable Finance Disclosure Regulation. This classification indicates the extent to which a fund integrates sustainability criteria into its investment strategy.
<b>NAV (Net Asset Value)</b>	Unit value of the internal investment compartment (e.g., on the stated date and in the currency of the internal fund).
<b>Number of positions<sup>o</sup></b>	The total number of securities from the above asset class in the compartment.
<b>Negative screening</b>	Exclusion of companies through, among other things, the Norwegian exclusion list.
<b>Norms-based screening</b>	The investment process in which companies are screened for compliance with international standards, such as those of the United Nations, and potentially excluded if they violate these standards.
<b>ESG integration</b>	his is the strategy of integrating Environmental, Social, and Governance (ESG) criteria into the investment process.
<b>Month To Date</b>	Shows the return or performance from the beginning of the current month up to the most recent valuation date (see 'Data as of' below).
<b>Year To Date</b>	Shows the cumulative return or performance from the beginning of the calendar year up to the most recent valuation date (see 'Data as of' below).
<b>Consumer staples</b>	Products that people continue to buy regardless of economic conditions, such as food, beverages, and personal care items. These are basic necessities and therefore show little fluctuation in demand.
<b>Consumer discretionary</b>	Products for which demand is highly dependent on the economic cycle, such as cars, travel, and luxury goods. During periods of economic growth, demand increases, while it often declines during recessions.
<b>Emerging markets</b>	This refers to the financial market of a country that has so far lagged in economic development but whose prospects are promising.