

March 2026

Commercial Document : Monthly Factsheet

# Econopolis Patrimonial Sustainable

Compartment managers :



Michaël De Man



Stijn Plessers

## Compartment description

Econopolis Patrimonial Sustainable is a sub-fund of Econopolis Funds SICAV, a Luxembourg UCITS fund. The fund aims to provide investors with a long-term return through investments in equities, bonds, and monetary instruments, without geographical restrictions and without limits regarding sectors or currencies. The fund is aimed at investors with an investment horizon of more than 5 years.

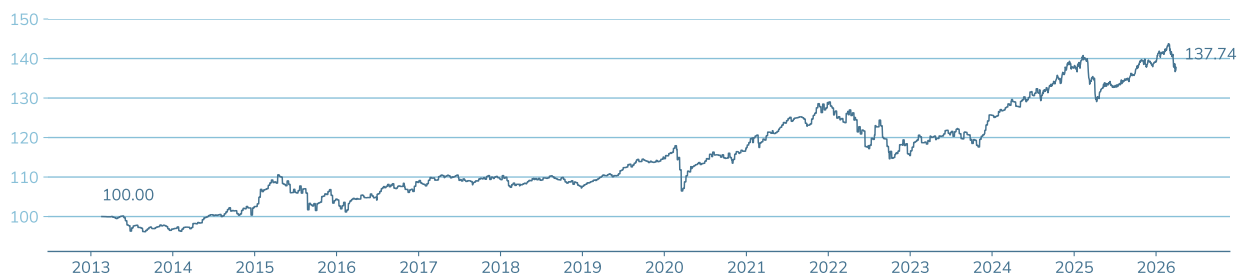
## Compartment overview

### General

Compartment of :	<b>Econopolis Funds</b>
Start date :	<b>February 2013</b>
Investment horizon :	<b>5 Years</b>
Currency :	<b>EUR</b>
Share classes :	<b>Capitalization &amp; Distribution</b>
ISIN Code Class I Capitalization :	<b>LU0889925391</b>
Size :	<b>EUR 146.13 M</b>
NAV reporting :	<b>fundsquare, Bloomberg, Reuters, ...</b>
Management fees and other administrative or operating costs° :	<b>0.9% (CAP &amp; DIS)</b>
Transaction costs :	<b>0.0% (CAP &amp; DIS)</b>
Performance fee :	<b>n.a.</b>
Entry fee :	<b>max. 3.00%</b>
Exit fee :	<b>n.a.</b>
SFDR classification° :	<b>Article 8 Compartment</b>
Authorised in :	<b>Belgium, Luxembourg, and Switzerland</b>
<b>Net Asset Value</b>	
NAV° Class I-Cap :	<b>EUR 137.74</b>

Annual return I(CAP)	2025	2024	2023	2022	2021
LU0889925391	1.05%	9.50%	8.90%	-10.10%	9.40%
Cumulative return I(CAP)	Year To Date°		Month To Date°		
LU0889925391	-0.99%		-4.16%		
Actuarial return° I(CAP)	1 year	3 years	5 years	Since inception	
LU0889925391	2.30%	4.59%	2.72%	2.47%	
Bond Characteristics	Current yield to maturity°	Average coupon yield°	Average maturity°	Average rating°	Duration°
LU0889925391	4.35%	3.02%	8.43 jaar	A	5.97 Year

## Evolution of NAV Econopolis Patrimonial Sustainable (LU0889925391; ACC)



Warning : Past performance and the evolution of the NAV are not a reliable indicator of future performance or the future evolution of the NAV. The performance and NAV evolution shown take into account ongoing charges, but do not include potential entry and exit fees or taxes.

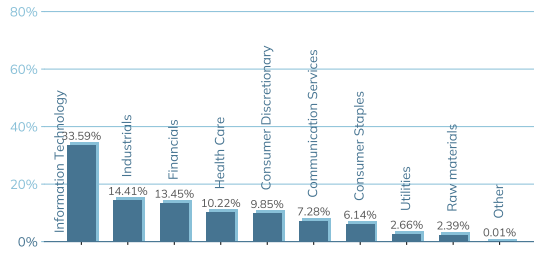
Bond Overview			% Total	Currency	Equity Overview			% Total	Currency
1	United States		4.92	USD	1	NVIDIA Corp	1.55	USD	
2	Vgp Nv		3.37	EUR	2	Apple Inc Reg	1.21	USD	
3	Norwegian Government		2.33	NOK	3	Alphabet Inc A	1.12	USD	
4	Romania		2.25	EUR	4	Microsoft Corp	0.97	USD	
5	Europe		1.95	EUR	5	Amazon.com Inc	0.79	USD	

Number of positions° : 232

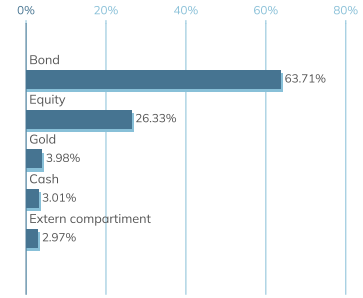
Number of positions° : 269

### Sector breakdown of equities

\*percentage of equity compartment

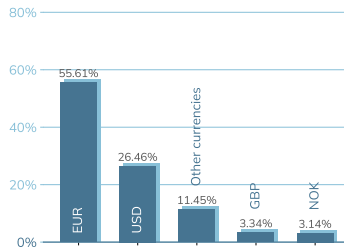


### Asset allocation



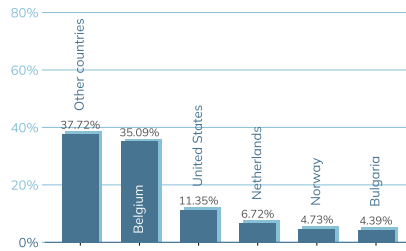
### Currency distribution

percentage of total\*



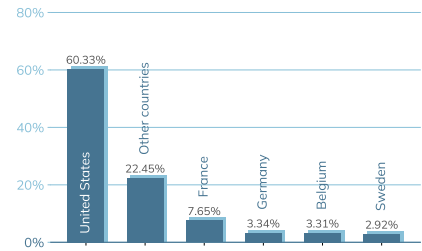
### Geographical distribution bonds

\*percentage of bond compartment



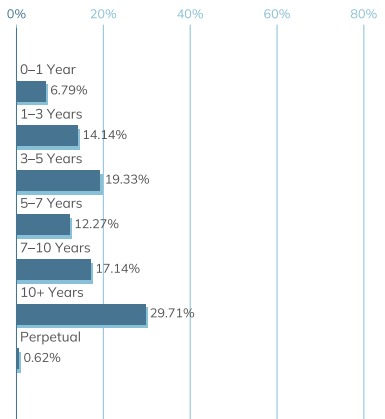
### Geographical distribution equities

\*percentage of equity compartment



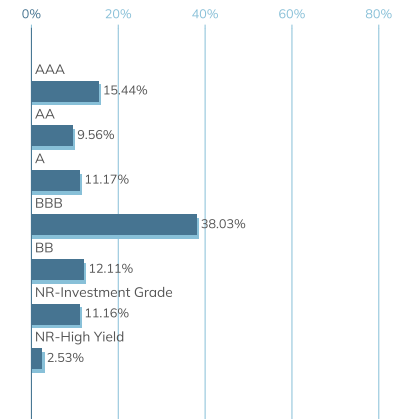
### Bond maturity

\*percentage of bond compartment



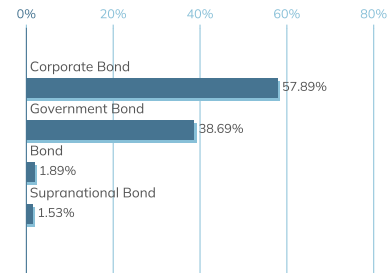
### Bond ratings<sup>o</sup>

\*percentage of bond compartment



### Type of bonds

\*percentage of bond compartment



## Manager's commentary

Within the fixed-income component of the compartment, the managers rotated capital from long-term Belgian government paper to corporate bonds. This was done to reduce duration and benefit from increased risk premiums. Within the equity component, the focus was on strengthening qualitative technology companies. The managers chose to expand positions in names such as Nvidia and Microsoft, responding to ongoing structural growth in artificial intelligence and the further digitalization of the global economy. Additionally, the industrial sector was bolstered through purchases in companies like General Electric and the recent spin-off GE Vernova, which structurally benefit from the global energy transition and massive infrastructure investments. On the sell side, exposure to several more defensive European consumer and healthcare stocks was reduced.

## Risk



The summary risk indicator is a guide to the level of risk of this product compared to other products. It shows how likely it is that the product will lose money because of movements in the markets or because we are not able to pay you. We have classified this product as 3 out of 7, which is a low to medium risk class. This rates the potential losses from future performance at a low to medium level, and poor market conditions are unlikely to impact our capacity to pay you. **Be aware of currency risk.** You may receive payments in a currency different from the reference currency, so the final return you will get depends on the exchange rate between the two currencies. This risk is not considered in the indicator shown above. The sub-fund is also exposed to the following materially relevant risks not included in the summary risk indicator : Other risk factors may exist. As this product is not protected from future market performance, you could lose some or all of your investment. If we are not able to pay you what is owed, you could lose your entire investment.

## Sustainability

This sub-fund applies a responsible investment policy based on four strategies : negative selection<sup>o</sup>, norms-based screening<sup>o</sup>, ESG integration<sup>o</sup>, and a "best-in-universe" approach where only companies with strong ESG scores are selected. In addition, companies involved in controversial activities such as arms production, tobacco, and harmful oil and gas extraction are excluded. This sub-fund also actively uses its voting rights to promote sustainability and good governance. To learn more about this, you can consult the sustainable investment policy of this sub-fund via the following link. If you wish to invest in this sub-fund, all its sustainable characteristics and objectives must be taken into account.

## Investment policy

The objective of the sub-fund is to provide shareholders with long-term capital appreciation. This objective will be pursued by investing the sub-fund's assets in equities and fixed-income instruments, as well as in cash or other monetary instruments, without geographical, sectoral, or currency restrictions. The sub-fund may invest in bonds or other debt instruments issued by corporations or governments, such as, but not limited to, certificates of deposit with a maturity of more than 3 months, which must primarily have an investment grade rating, and in equities (in which the sub-fund may invest up to a maximum of 60% of its net assets) selected based on economic and market conditions, expectations, and the strategic insight of the investment manager. There are no restrictions regarding currencies, geographical regions, or other specific economic or industrial sectors or niches. A maximum of 10% of assets may be invested in convertible bonds, including contingent convertible bonds, and a maximum of 20% of assets in perpetual bonds. In the context of its primary investment policy or to place its liquidities, the sub-fund may also invest up to a total of 49% in T-Bills, certificates of deposit, commercial paper, and term deposits. The sub-fund may additionally hold up to 20% of its assets in sight cash deposits. The sub-fund may, within the limits of the law, invest in derivative financial products, such as, among others, futures, options, forward currency contracts, credit default swaps, or interest rate swaps, to achieve investment objectives and hedge risks. The sub-fund promotes environmental or social characteristics. A sustainable investment policy is in effect for this sub-fund, which can be consulted at <https://www.econopolis.be/en/sustainability>. Additional information on sustainability is available in the fund's prospectus. Reference Benchmark : The portfolio is actively managed on a discretionary basis without reference to a reference benchmark.

## Fiscal regulation

Withholding tax on dividends\* : 30.% (only applicable to DIS)  
 Stock exchange tax on sales\* : 1.32% (max. €4.000) (only applicable to CAP)  
 Stock exchange tax on conversions\* : CAP -> DIS : 1.32% (max. €4.000); DIS -> CAP : 0%.

\*applicable to a natural person resident in Belgium

## Warning

The sub-fund has been approved for distribution only in Belgium, Luxembourg, and Switzerland. The prospectus and Key Investor Information Document (KIID) are available on the website [www.fundsquare.net/homepage](http://www.fundsquare.net/homepage), where the net asset value is also published. This document is a general document for a broad audience and was not based on information regarding the reader's personal situation. No assessment has been made of the reader's knowledge and experience, nor of their financial situation or investment objectives. The financial instruments mentioned in this document may therefore not be appropriate or suitable for the reader. The document therefore contains exclusively product information about the financial instruments mentioned therein and cannot be considered investment advice. The appointed management company of the CIU is of Luxembourg nationality. The management company may terminate the marketing of the sub-fund in Belgium. Marketing Document : This is an advertisement. Please consult the UCITS prospectus and the Key Information Document before making any investment decision.

## Contact

Econopolis wealth management NV  
 Sneeuwbeslaan 20 box 12  
 2610 Wilrijk

Tel. +32 3 3 666 555  
[info@econopolis.be](mailto:info@econopolis.be)  
[www.econopolis.be](http://www.econopolis.be)  
 Responsible publisher : Michaël De Man, Econopolis Wealth Management NV

## Technical terms°

<b>Actuarial return</b>	The annual return that an investor can expect from an investment over a given period, taking into account the reinvestment of intermediate income such as coupons or dividends.
<b>Management fee</b>	De jaarlijkse vergoeding die de fondsbeheerder aanreket voor het beheer van het compartiment.
<b>Fundsquare</b>	An online platform where financial information about funds and their Net Asset Values (NAV) is published.
<b>SFDR classification</b>	Sustainable Finance Disclosure Regulation. This classification indicates the extent to which a fund integrates sustainability criteria into its investment strategy.
<b>NAV (Net Asset Value)</b>	Unit value of the internal investment compartment (e.g., on the stated date and in the currency of the internal fund).
<b>Number of positions°</b>	The total number of securities from the above asset class in the compartment.
<b>Negative screening</b>	Exclusion of companies through, among other things, the Norwegian exclusion list.
<b>Norms-based screening</b>	The investment process in which companies are screened for compliance with international standards, such as those of the United Nations, and potentially excluded if they violate these standards.
<b>ESG integration</b>	his is the strategy of integrating Environmental, Social, and Governance (ESG) criteria into the investment process.
<b>Month To Date</b>	Shows the return or performance from the beginning of the current month up to the most recent valuation date (see 'Data as of' below).
<b>Year To Date</b>	Shows the cumulative return or performance from the beginning of the calendar year up to the most recent valuation date (see 'Data as of' below).
<b>Current yield to maturity°</b>	The expected annual return of a bond if held until maturity, taking into account the current market price, coupon payments, and remaining term, averaged for all bond positions in the sub-fund.
<b>Average coupon yield°</b>	The weighted average of the annual coupon rates of the bonds in the sub-fund, expressed as a percentage of the nominal value.
<b>Average maturity°</b>	The weighted average period (in years) until the maturity date of the bonds in the sub-fund.
<b>Average rating°</b>	The weighted average credit quality of the bonds in the sub-fund, based on the ratings of recognized credit rating agencies (such as S&P Global, Moody's, or Fitch).
<b>Duration°</b>	A measure of the sensitivity of the value of a bond or bond sub-fund to changes in interest rates. The higher the duration, the more strongly the price reacts to interest rate adjustments.
<b>Bond credit ratings</b>	
<b>AAA</b>	The highest creditworthiness : extremely low risk of default.
<b>AA</b>	Very reliable debtor, but slightly more sensitive to changes in the economy.
<b>A</b>	Good credit quality, but with slightly more sensitivity to economic changes.
<b>BBB</b>	Still "Investment grade", but close to the borderline of speculative credit. May come under pressure during poorer economic conditions.
<b>BB</b>	No major risk of default yet, but vulnerable to economic headwinds.
<b>B</b>	High probability of financial stress; obligations can still be met, but the margin is small.
<b>NR (Non rated)</b>	Not rated by recognized credit rating agencies (S&P Global, Moody's, or Fitch).
<b>Consumer staples</b>	Products that people continue to buy regardless of economic conditions, such as food, beverages, and personal care items. These are basic necessities and therefore show little fluctuation in demand.
<b>Consumer discretionary</b>	Products for which demand is highly dependent on the economic cycle, such as cars, travel, and luxury goods. During periods of economic growth, demand increases, while it often declines during recessions.
<b>Emerging markets</b>	This refers to the financial market of a country that has so far lagged in economic development but whose prospects are promising.