

March 2026

Commercial Document : Monthly Factsheet

Econopolis Sustainable Equities

Compartment managers :



Stijn Plessers



Bernard Thant

Compartment description

Econopolis Sustainable Equities is a compartment of Econopolis Funds SICAV, a Luxembourg UCITS fund. The compartment aims to provide investors with long-term returns through investments in shares and monetary instruments, without geographical restrictions and without limits regarding sectors and currencies. Econopolis Sustainable Equities is aimed at investors with an investment horizon of more than 5 years.

Compartment overview

General

Compartment of :	Econopolis Funds, a SICAV under European law with European passport
Start date :	August 2015
Investment horizon :	5 Years
Currency :	EUR
Share classes :	Capitalization & Distribution
ISIN Code Class I Capitalization :	LU1248447622
ISIN Code Class I Distribution :	LU1248447978
Size :	EUR 56.56 M
NAV reporting :	Fundsquare, Bloomberg, Reuters, ...
Management fees and other administrative or operating costs [°] :	1.1% (CAP & DIS)
Transaction costs :	0.1% (CAP & DIS)
Performance fee :	n.a.
Entry fee :	max. 3.0%
SFDR classification [°] :	Article 8 Compartment
Authorised in :	Belgium, Luxembourg and Switzerland

Net Asset Value	I-Capitalisation		I-Distribution		
LU1248447622	EUR 175.23		EUR 165.01		
Annual return I(CAP)	2025	2024	2023	2022	2021
LU1248447622	2.53%	19.50%	16.00%	-16.60%	18.40%
Cumulative return I(CAP)	Year To Date [°]		Month To Date [°]		
LU1248447622	-6.48%		-6.49%		
Actuarial return [°] I(CAP)	1 year	3 years	5 years	Since inception	
LU1248447622	2.22%	6.35%	3.90%	5.40%	

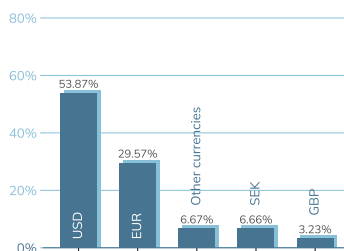
NAV[°] Evolution Econopolis Sustainable Equities (LU1248447622; CAP)



Warning : past returns and the evolution of the net asset value are not a reliable indicator of future returns and the evolution of the net asset value. The returns and NAV evolution shown take into account ongoing costs, but not potential entry and exit costs or taxes.

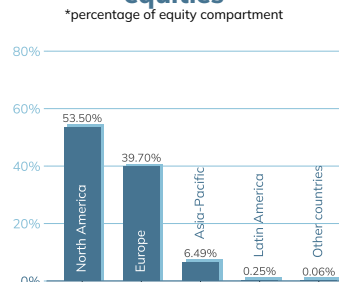
Currency distribution

percentage of total*

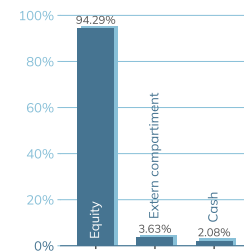


Geographical distribution equities

*percentage of equity compartment



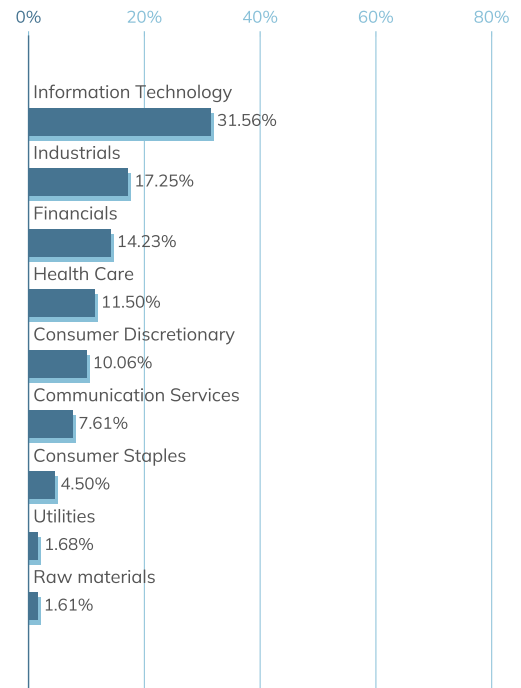
Allocation of assets



Equity Overview		% Total	Currency
1	NVIDIA Corp	4.25	USD
2	Alphabet Inc A	3.32	USD
3	Taiwan Semiconduct Mfg Co Ltd ADR repr 5 Shares	3.29	USD
4	Apple Inc Reg	3.14	USD
5	Amazon.com Inc	2.97	USD
6	Applied Materials Inc	2.87	USD
7	Microsoft Corp	2.37	USD
8	Schneider Electric SE	2.03	EUR
9	Broadcom Inc Reg	1.95	USD
10	Markel Corp Inc	1.84	USD

Number of positions^o : 68

Sector breakdown of equities



Manager's commentary

During the month, the managers were guided by opportunities within both the technology and software sectors and the broader sustainability trend. The position in semiconductor manufacturer Nvidia was further increased, given the robust demand for computing power that continues to support the transition to more efficient technologies. Within the more traditional software sector, positions in companies such as Microsoft and Autodesk were also selectively raised, driven by their integration of new applications that increase end-user productivity. Additionally, the managers saw opportunities to strengthen exposure to the industrial sector and the luxury market through targeted purchases of Schneider Electric and LVMH. On the other side of the spectrum, it was decided to take some profit on selected positions, including Booking Holdings and Alphabet, in order to optimally balance the risks within the selection.

Risk



The summary risk indicator is a guide to the level of risk of this product compared to other products. The indicator shows how likely it is that investors will lose money on the product because of market developments or because no money is available for payment. We have classified this product as class 4 out of 7; this is a medium risk class. This means that potential losses on future performance are estimated as medium, and that the possibility that we are unable to pay you due to poor market conditions may be present. **Be aware of currency risk.** You may receive payments in a currency other than the reference currency, so the final return you will receive depends on the exchange rate between the two currencies. That risk is not taken into account in the indicator above. The compartment is also exposed to the following materially relevant risks that are not included in the summary risk indicator: Other risk factors may exist. Because this product is not protected against future market performance, you could lose all or part of your investment. If we are unable to pay you what is owed, you could lose your entire investment.

Sustainability

This compartment applies a responsible investment policy based on four strategies: negative selection^o, norms-based screening^o, ESG integration^o, and a best-in-universe approach in which only companies with strong ESG scores are selected. In addition, companies are excluded that are involved in controversial activities such as weapons production, tobacco, and harmful oil and gas extraction. This compartment also actively uses its voting rights to promote sustainability and good governance. To learn more about this, you can consult the sustainable investment policy of this compartment via the following link. If you wish to invest in this compartment, all its sustainable characteristics and objectives must be taken into account.

Investment policy

The objective of the compartment is to provide investors, through an actively managed portfolio, with long-term capital gains on their investment. This objective will be pursued by investing the assets of the compartment primarily in shares and other equity-like securities, without geographical restrictions. The compartment must hold at least 90% of its net assets in shares. The compartment invests primarily in shares and other equity-like securities, spread across various sectors and regions. The compartment invests in shares and other equity-like securities of companies active in developed markets (such as, but not limited to, Europe, the USA, and Japan), and may also invest in companies active in emerging markets. The investment policy of the compartment is based on three cornerstones in stock selection: a disciplined step-by-step approach in research and analysis by the asset manager, a unique non-benchmarked philosophy, and the importance of field research. Investments are based on convictions rather than benchmarks: conviction regarding activities, countries, and companies. Within legal limits, the compartment may invest in derivative financial products, such as futures, options, and forward currency contracts, to achieve investment objectives and hedge risks. The compartment promotes environmental or social characteristics. A sustainable investment policy is in force for this compartment, which can be consulted at <https://www.econopolis.be/en/sustainability>. Additional information on sustainability is available in the fund's prospectus. Reference benchmark: The portfolio is actively managed on a discretionary basis without reference to a reference benchmark.

Fiscal regulation

Withholding tax on dividends*: 30.% (only applicable to DIS)
 Stock exchange tax on sales*: 1.32% (max. €4.000) (only applicable to CAP)
 Stock exchange tax on conversions*: CAP -> DIS: 1.32% (max. €4.000); DIS -> CAP: 0%.
*applicable to a natural person resident in Belgium

Warning

The compartment was approved for distribution only in Belgium and Luxembourg. The prospectus and the Key Investor Information Document (KIID) are available on the website www.fundsquare.net/homepage, where the net asset value is also published. This document is a general document for a broad public and was not based on information regarding the personal situation of the reader. No assessment was made of the reader's knowledge and experience, nor of their financial situation or investment objectives. The financial instruments mentioned in this document may therefore not be suitable or appropriate for the reader. The document therefore contains exclusively product information about the financial instruments mentioned therein and cannot be considered investment advice. The appointed management company of the UCI is of Luxembourg nationality. The management company can terminate the marketing of the compartment in Belgium. Marketing Document: This is an advertisement. Consult the UCITS prospectus and the Key Information Document before making any investment decision.

Contact

Econopolis wealth management NV
 Sneeuwbeslaan 20 box 12
 2610 Wilrijk

Tel. +32 3 3 666 555
info@econopolis.be
www.econopolis.be
 Responsible publisher: Michaël De Man, Econopolis Wealth Management NV

Technical terms^o

Actuarial return	The annual return that an investor can expect from an investment over a given period, taking into account the reinvestment of intermediate income such as coupons or dividends.
Management fee	De jaarlijkse vergoeding die de fondsbeheerder aanreket voor het beheer van het compartiment.
Fundsquare	An online platform where financial information about funds and their Net Asset Values (NAV) is published.
SFDR classification	Sustainable Finance Disclosure Regulation. This classification indicates the extent to which a fund integrates sustainability criteria into its investment strategy.
NAV (Net Asset Value)	Unit value of the internal investment compartment (e.g., on the stated date and in the currency of the internal fund).
Number of positions^o	The total number of securities from the above asset class in the compartment.
Negative screening	Exclusion of companies through, among other things, the Norwegian exclusion list.
Norms-based screening	The investment process in which companies are screened for compliance with international standards, such as those of the United Nations, and potentially excluded if they violate these standards.
ESG integration	his is the strategy of integrating Environmental, Social, and Governance (ESG) criteria into the investment process.
Month To Date	Shows the return or performance from the beginning of the current month up to the most recent valuation date (see 'Data as of' below).
Year To Date	Shows the cumulative return or performance from the beginning of the calendar year up to the most recent valuation date (see 'Data as of' below).
Consumer staples	Products that people continue to buy regardless of economic conditions, such as food, beverages, and personal care items. These are basic necessities and therefore show little fluctuation in demand.
Consumer discretionary	Products for which demand is highly dependent on the economic cycle, such as cars, travel, and luxury goods. During periods of economic growth, demand increases, while it often declines during recessions.
Emerging markets	This refers to the financial market of a country that has so far lagged in economic development but whose prospects are promising.