

Econopolis Sustainable Equities Fund

Description of funds

Econopolis Sustainable Equities is a compartment of Econopolis Funds SICAV, a Luxembourg UCITS fund. The fund aims to deliver a long term return to investors via investments in equity and monetary instruments, without geographical restriction and without restrictions concerning sector or currency allocation. Econopolis Sustainable Equities is aimed at investors with an investor horizon of more than 5 year. SFDR classification: Article 8 Fund.

Comments of portfolio manager

In a month dominated by sector rotation, the managers chose to further enhance the quality of the portfolio and emphasize cyclical accents. The correction in the technology sector was utilized to tactically adjust the position in Taiwan Semiconductor Manufacturing Company (TSMC); although some interim profits were taken, the position remains a key pillar in the compartment, anticipating structural demand for advanced chips. Additionally, the industrial pillar was strengthened with the purchase of French energy management specialist Schneider Electric and Swedish industrial supplier Atlas Copco. Both companies are essential for the electrification and energy efficiency of industry. To finance these purchases, exposure to more defensive sectors and infrastructure was reduced. For instance, the position in French construction giant Vinci was trimmed, and profits were taken on consumer goods giant Unilever, which showed less upward potential in the current market climate.

Fund manager:

Bernard Thant

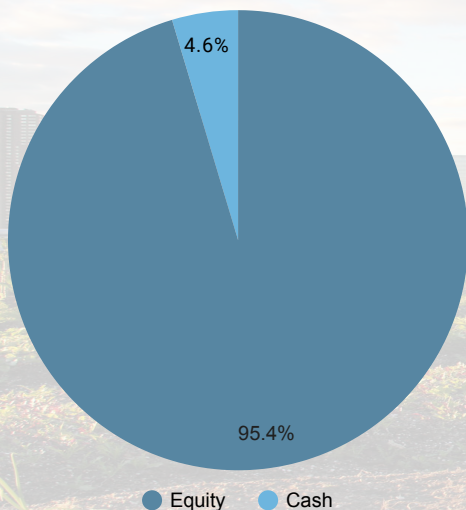


Co-manager:

Danny Van Quaethem



Asset allocation



Net asset value (NAV)

NAV class I-Cap: 189.17 €

NAV class I-Dis: 178.13 €

Returns:

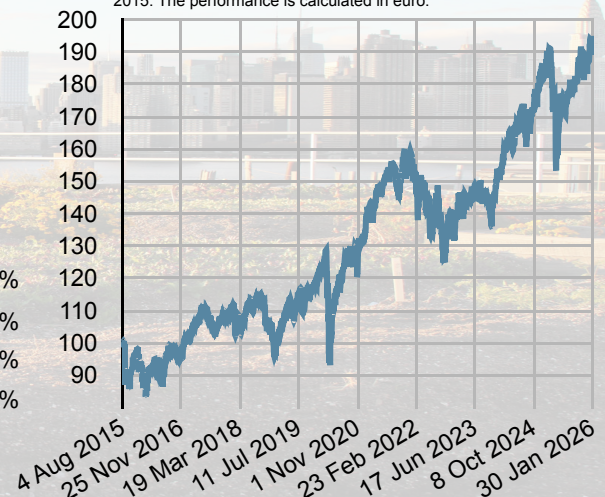
1 month: 0.96%

YTD: 0.96%

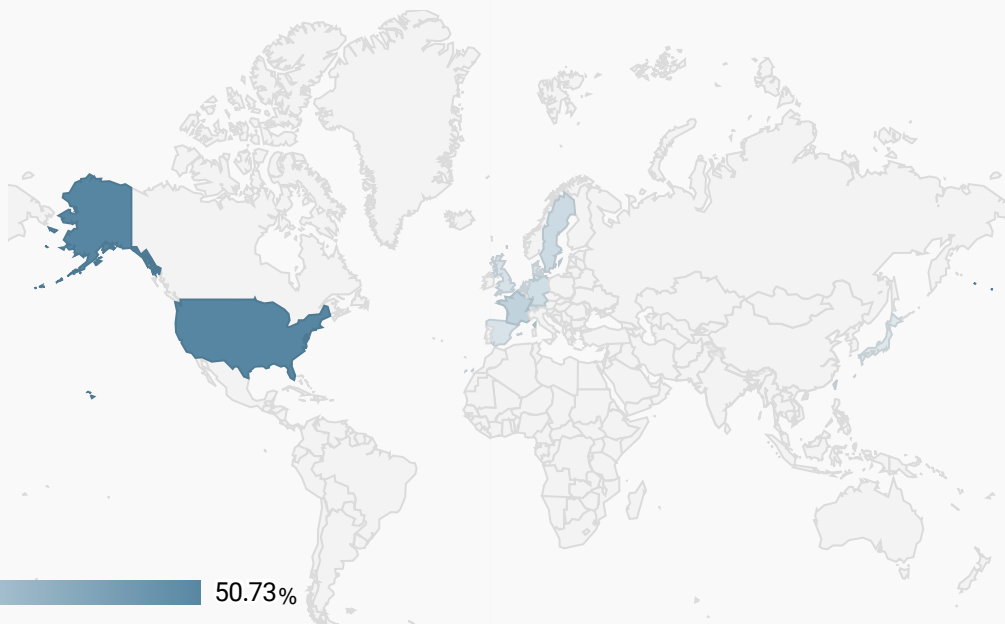
2025:	2.53%	2020:	9.8%
2024:	19.5%	2019:	25.1%
2023:	16.0%	2018:	-10.4%
2022:	-16.6%	2017:	8.1%
2021:	18.4%		

Evolution NAV (Class I - Cap)

Disclaimer: the graph illustrates the past performance of the fund. Past performance does not offer any guarantee for future performance. The performance is net of cost and fees. The fund was launched in August 2015. The performance is calculated in euro.

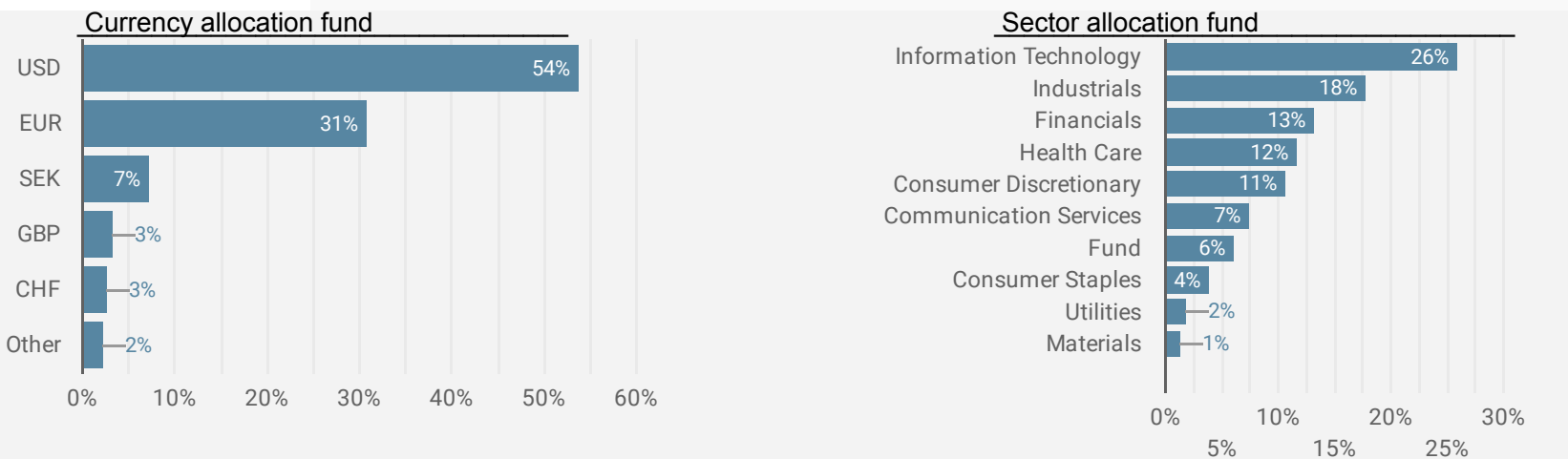


Geografic overview positions



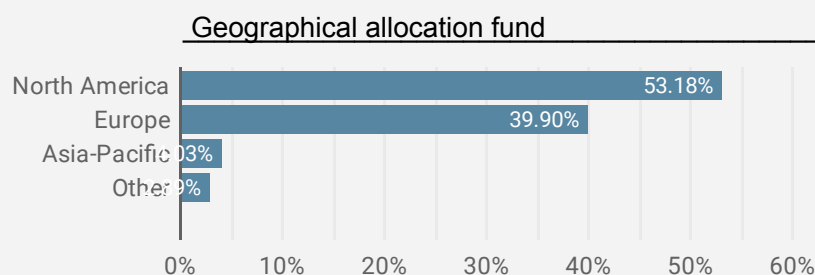
Exposure:

0.84 % 50.73%




Total positions

57



Risk indicator



The risk indicator assumes you keep the product for 5 years. The actual risk may vary significantly if you redeem the product early and you may get back less. The summarised risk indicator is a guide to the risk level of this product compared to other products. It shows how likely the product is to lose money due to movements in the markets or because we are unable to pay you out. We have classified this product as 4 out of 7, which is an average risk class. This classifies potential losses due to future performance at an average level, and poor market conditions may affect our ability to pay you out. Be aware of currency risk. You may receive payments in a currency that differs from your reference currency, so the final return you receive depends on the exchange rate between the two currencies. This risk is not taken into account in the indicator above. The sub-fund is also exposed to the following materially relevant risks not included in the summary risk indicator: Other risk factors may exist. This product does not protect against future market performance. so you may lose all or part of your investment. If we are unable to pay you what you owe, you may lose your entire investment.

Econopolis Sustainable Equities Fund

Investment objectives

The objective of the sub-fund is to provide investors, through an actively managed portfolio, with a long-term capital gain on their investment. This objective will be pursued by investing the sub-fund's assets primarily in equities and other stocks, with no geographical limitation. The sub-fund must hold at least 90% of its net assets in equities. The sub-fund will invest mainly in equities and other securities with diversification across sectors and regions. The sub-fund will invest in equities and other securities of companies operating in developed markets (such as, but not limited to Europe, the United States and Japan) and may also invest in companies operating in emerging markets. The sub-fund's investment policy is based on three cornerstones in stock selection securities selection: a disciplined multi-step approach in the Investment Manager's research and analysis, a unique non-benchmarked philosophy and the importance of on-site research. Investments are based on conviction rather than benchmarks: conviction in themes, conviction in countries and conviction in companies. Subject to legal restrictions, the sub-fund may invest in derivative financial products, such as futures, options, forward foreign exchange contracts, credit default swaps or interest rate swaps, to achieve its investment objectives and to hedge risks. The sub-fund promotes environmental or social characteristics. This sub-fund is subject to a sustainable investment policy, which can be accessed at <https://www.econopolis.be/en/sustainability>. Additional information on sustainability is available in the fund's prospectus.

Benchmark: The portfolio is actively managed on a discretionary basis without reference to a benchmark.

Investors can obtain a summary of investor rights (available in Dutch, French and English) on this webpage: <https://www.econopolis.be/nl/regulatory-information>

Key facts and practical information

Compartment of:	Econopolis Funds, SICAV under Luxembourg law with European Passport
Risk profile:	1 - 2 - 3 - 4 - 5 - 6 - 7
Investment horizon:	5 year
Launch date:	August 2015
Currency:	EUR
Shares:	Capitalisation & Distribution
ISIN-code I-class Capitalisation:	LU1248447622
ISIN-code I-class Distribution:	LU1248447978
Size:	EUR 56.1m
Subscription fee:	Max. 3% dependant on distributor
Redemption fee:	Max. 3% dependant on distributor
Subscription and redemption:	Daily before 12:00pm
Management fee I-Capitalisation:	0,85%
Management fee I-Distribution:	0,85%
Transaction cost I-Capitalisation:	0,04%
Transaction cost I-Distribution:	0,06%
Other administrative or exploitation costs I-Capitalisation:	0,23%
Other administrative or exploitation costs I-Distribution:	0,15%
Performance fee:	NA
NAV-reporting:	www.fundsquare.net/homepage , Bloomberg, Reuters, ...
Licensed in:	Belgium, Luxembourg, Switzerland

Warning:

The compartment is approved for distribution in Belgium, Luxembourg and Switzerland. The prospectus and essential investor information, KIID, are available on the website www.fundsquare.net/homepage, where the net asset value is also published. This document is a general document for the general public and is not based on information of the personal situation of the reader. There is no review of the knowledge and experience, neither of his financial situation of investment objectives. There are possibly financial instrument mentioned in this document that are not suitable nor appropriate for the reader. Therefore the document exclusively contains product information of the mentioned financial instrument and cannot be considered as investment advice.

The appointed management company of the UCI bears Luxembourg nationality. The management company may cease marketing the sub-fund in Belgium.

Commercial Document:

This is an advertisement. Please consult the prospectus of the UCITS and the Key Information Document before making any investment decision.

Contact

Econopolis wealth management NV | Sneeuwbeslaan 20 bus 12 | 2610 Wilrijk | Tel. +32 3 3 666 555 | Fax +32 3 3 666 555 | info@econopolis.be | www.econopolis.be

Responsible editor: Michaël De Man, Econopolis Wealth Management NV