

Portfolio manager:

Siddy Jobe



Matisse Cappon



# Econopolis Exponential Technologies Fund

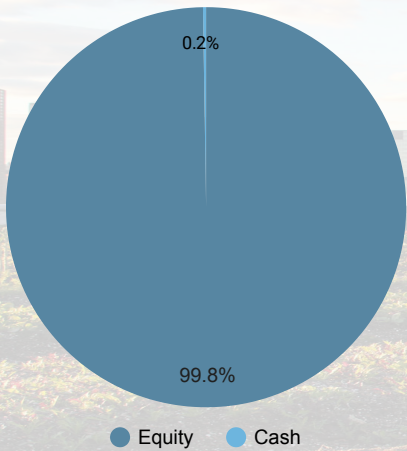
## Description of the funds

Econopolis Exponential Technologies is a compartment of Econopolis Funds SICAV, a Luxembourg UCITS funds. The fund aims to deliver a long term return to investors via investments in equity instruments of companies that are (wholly or partially) active in the technology and communication services sector, without geographical restrictions. Econopolis Exponential Technologies is aimed at investors with an investor horizon of more than 5 years. SFDR classification: Article 8 Compartment.

## Comment of portfolio manager

The compartment closed the year with a positive monthly return of 0.76%, bringing the annual return to 6.21%. As a result, it outperformed major US indices such as the Nasdaq Composite and the S&P 500 in euro terms. In absolute terms, returns could have been higher, but were dampened by a pronounced currency headwind. The US dollar, Japanese yen, Hong Kong dollar, Korean won and Taiwanese dollar weakened by 13%, 13%, 13%, 11% and 8% respectively against the euro. This currency movement affected approximately 92% of the equity portfolio. A simultaneous and sharp weakening of these currencies has not been observed since 2017 or earlier. The AI infrastructure trend continued to dominate the technology sector—and the broader market—in December. Underlying corporate fundamentals within this sub-sector continue to improve, indicating that the market still underestimates the structural potential of AI. In December, memory chip manufacturers in particular performed strongly, driven by sustained demand from AI applications and rising prices due to supply constraints. The three largest positions as of 31 December were Nvidia (6.5%), Alphabet (6.4%) and Taiwan Semiconductor (6.3%), followed by Samsung Electronics (5.6%) and Micron Technology (5.3%). The strongest performers in December were Fanuc (+21%), Micron Technology (+21%) and Samsung Electronics (+21%), while laggards included Broadcom (-14%) and Soitec (-13%). During December, the position in Elastic was exchanged for Datadog. Towards year-end, some profits were also taken in Samsung Electronics, Micron, Mastercard and Alphabet. The released capital was reinvested in, among others, Nebius, Innodata, The Trade Desk, Uber and Soitec. At the end of December 2025, the compartment held 42 positions and managed assets of approximately EUR 323 million. The compartment remained almost fully invested, with a very limited cash position of 0.2%.

### Asset allocation



### Net asset value (NAV)

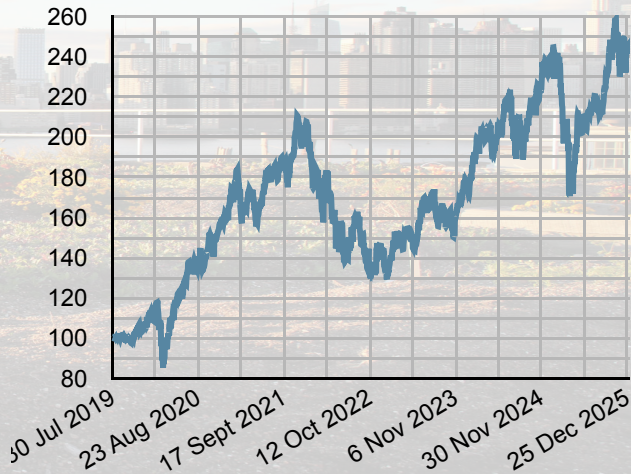
NAV class I-Cap: 244.08 €

#### Returns:

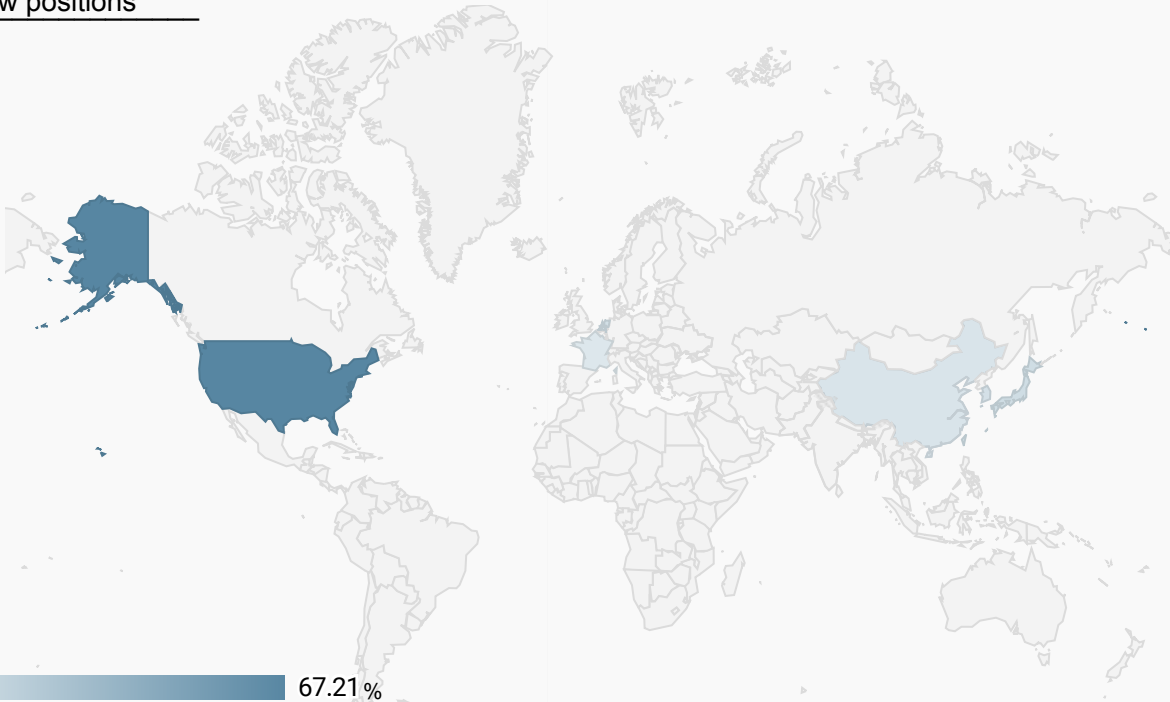
1 month:	0.76%
YTD:	6.21%
2020:	52.2%
2021:	26.6%
2022:	-35.8%
2023:	35.7%
2024:	29.3%
2025:	6.2%

### Evolution NAV ( I - Kap)

Disclaimer: the graph illustrates the past performance of the fund. Past performance does not offer any guarantee for future performance. The performance is net of cost and fees. The fund was launched in August 2019. The performance is calculated in euro.



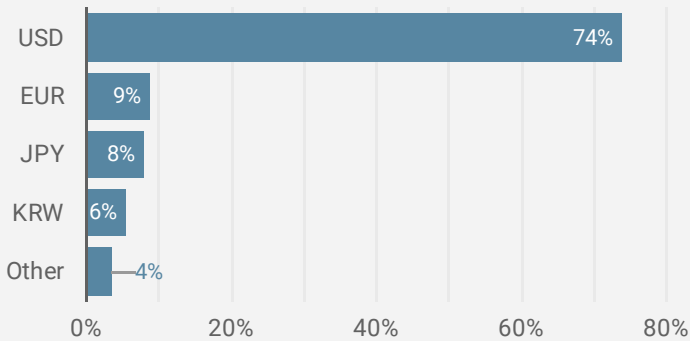
### Geografic overview positions



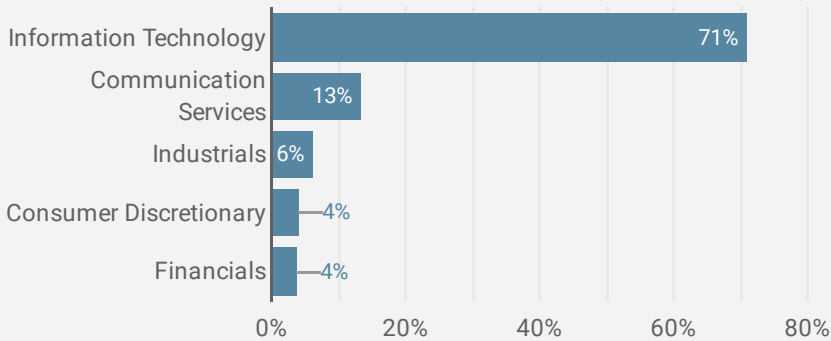
Exposure:



Currency allocation fund

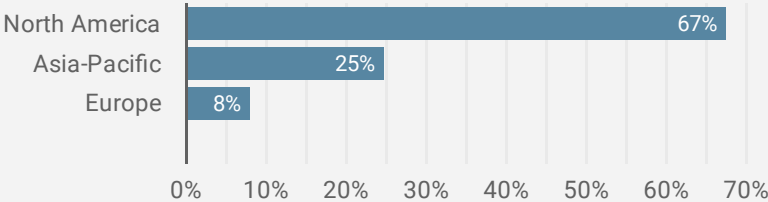


Sector allocation fund

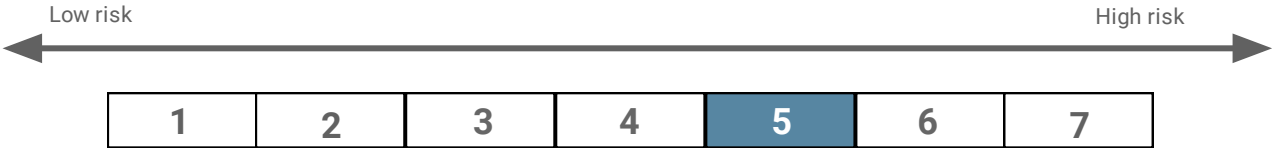


Stocks - Top 10	Currency	Industry	% of total
NVIDIA Corp	USD	Information Technology	6.55%
Alphabet Inc	USD	Communication Services	6.44%
TSMC	USD	Information Technology	6.35%
Samsung Electronics Co Ltd	KRW	Information Technology	5.64%
Micron Technology Inc	USD	Information Technology	5.28%
Arista Networks Inc	USD	Information Technology	5.18%
Microsoft Corp	USD	Information Technology	4.18%
ASML Holding NV	EUR	Information Technology	3.97%
Apple Inc	USD	Information Technology	3.32%
Applied Materials Inc	USD	Information Technology	2.88%

Geographical allocation fund



Risk Indicator



The risk indicator assumes you keep the product for 5 years. The actual risk may vary significantly if you redeem the product early and you may get back less. The summarised risk indicator is a guide to the risk level of this product compared to other products. It shows how likely it is that the product will lose money due to movements in the markets or because we are unable to pay you out. We have classified this product as 5 out of 7, which is a medium high risk. class. This classifies potential losses due to future performance at a medium high level, and poor market conditions are likely to affect our ability to pay you out. Be aware of currency risk. You may receive payments in a currency that is different from your reference currency, so the final return you receive will depend on the exchange rate between the two currencies. This risk is not included in the indicator above. The sub-fund is also exposed to the following materially relevant risks not included in the summary risk indicator: Other risk factors may exist. This product does not protect against future market performance. so you may lose all or part of your investment. If we are unable to pay you what you owe, you may lose your entire investment.

# Econopolis Exponential Technologies Fund

## Investment policy:

The objective of the sub-fund is to provide investors, through an actively managed portfolio, with a long-term capital gain on their investment. This objective will be pursued by investing the sub-fund's assets primarily in equities and other securities of an equity nature of companies active (in whole or in part) in the technology and communications services sector, with no geographical limitation. The sub-fund must hold at least 90% of its net assets in equities. The sub-fund will invest mainly in equities and other securities of an equity nature operating (in whole or in part) in the technology and communication services sector. The sub-fund will invest in equities and other securities of companies operating in developed markets and companies operating in emerging markets. The sub-fund may invest in equities and other securities whose selection will be based on ongoing financial evaluations, analysis of the macroeconomic environment and specific profile of the issuer, future developments, etc. There are no restrictions or limitations regarding currencies and geographical regions or other specific economic or industry sectors or niches. The choices made by the Investment Manager are discretionary and reflect its expectations and strategic views. The sub-fund's investment policy is based on three cornerstones in stock selection: a disciplined multi-step approach in the Investment Manager's research and analysis, a unique non-benchmark philosophy and the importance of on-site research. Investments are based on conviction rather than benchmarks: conviction in themes, conviction in countries and conviction in companies. In terms of investment themes, the Investment Manager will focus on "exponential" technologies that have a disruptive nature on society and business; as well as communication services, including, but not limited to, the following sub-themes: artificial intelligence (AI), augmented and virtual reality (AR, VR), data science, cloud, IOT, digital biology, nanotechnology and digital manufacturing, networking and computing systems, robotics and autonomous vehicles. For currency risk hedging purposes, the sub-fund may invest in currency derivatives. The sub-fund promotes environmental or social characteristics. This sub-fund is subject to a sustainable investment policy, which can be accessed at <https://www.econopolis.be/en/sustainability>. Additional information on sustainability is available in the fund's prospectus. Benchmark: The portfolio is actively managed on a discretionary basis without reference to a benchmark.

Investors can obtain a summary of investor rights (available in Dutch, French and English) on this webpage: <https://www.econopolis.be/nl/regulatory-information/>

## Key facts and practical information

Compartment of:	Econopolis Funds, SICAV under Luxembourg law with European Passport
Risk profile:	1 - 2 - 3 - 4 - 5 - 6 - 7
Investment horizon:	5 year
Launch date:	July 2019
Currency:	EUR
Shares:	Capitalisation & Distribution
ISIN-code I-class Capitalization:	LU1998245382
ISIN-code I-class Distribution:	LU1998245465
Size:	EUR 327.4m
Subscription fee:	Between 0% and 3% dependent on distributor
Redemption fee:	Between 0% and 3% dependent on distributor
Subscription and redemption:	Daily before 12h
Management fee I-Capitalisation:	0,85%
Management fee I-Distribution:	0,85%
Transaction fee I-Capitalisation:	0,02%
Transaction fee I-Distribution:	0,02%
Other administrative or exploitation costs I-Capitalisation:	0,16%
Other administrative or exploitation costs I-Distribution:	0,16%
Performance fee:	NA
NAV-reporting:	<a href="http://www.fundsquare.net/homepage">www.fundsquare.net/homepage</a> , Bloomberg, Reuters, ...
Licensed in:	Belgium, the Netherlands, Luxembourg

## Warning:

The compartment is approved for distribution in Belgium, the Netherlands and Luxembourg. The prospectus and essential investor information, KIID, are available on the website [www.fundsquare.net/homepage](http://www.fundsquare.net/homepage), where the net asset value is also published. This document is a general document for the general public and is not based on information of the personal situation of the reader. There is no review of the knowledge and experience, neither of his financial situation of investment objectives. There are possibly financial instrument mentioned in this document that are not suitable nor appropriate for the reader. Therefore the document exclusively contains product information of the mentioned financial instrument and cannot be considered as investment advice.

The appointed management company of the UCI bears Luxembourg nationality. The management company may cease marketing the sub-fund in Belgium.

## Commercial Document:

This is an advertisement. Please consult the prospectus of the UCITS and the Key Information Document before making any investment decision.

## Contact

Econopolis wealth management NV | Sneeuwbeslaan 20 bus 12 | 2610 Wilrijk | Tel. +32 3 3 666 555 | Fax +32 3 3 666 555 | [info@econopolis.be](mailto:info@econopolis.be) | [www.econopolis.be](http://www.econopolis.be)

Responsible editor: Michaël De Man, Econopolis Wealth Management NV

Monthly factsheet - Econopolis Exponential Technologies Fund - Data per 31/12/2025