

Portfolio managers:  
Philippe Piessens



Maxim Gilis



Commercial Document: Monthly Factsheet

Econopolis Smart Convictions Fund

29/08/2025

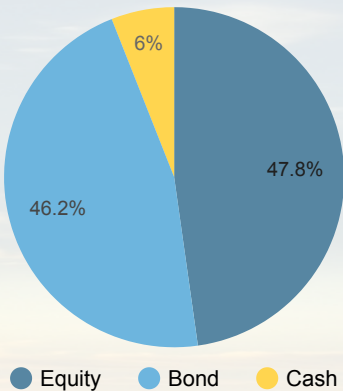
Description of the fund

Econopolis Smart Convictions is a compartment of Econopolis Funds SICAV, a UCITS fund under Luxembourg law. The fund aims to deliver a long-term return to investors via investments in other funds, ETF's, equity, bonds and monetary instruments, without geographical restrictions and without restrictions concerning sector or currency allocation. The fund is aimed at investors with an investment horizon of more than 5 years. SFDR classification: Article 8 Fund

Manager's comments:

The Smart Convictions fund showed little movement in August, despite the continued positive trend in global equity markets. The equity segment of the fund lagged behind for three reasons. First, the fund is underweight in (U.S.) Tech, where the majority of upgrades – and thus most of the gains – came during the latest earnings season. Second, although the fund is overweight in Europe, it is not sufficiently positioned in the strongest sectors there, namely Banks, Defense, and Utilities/Telecoms. Third, the fund holds a higher-than-average cash position. Nevertheless, the equity segment still ended slightly positive, supported by Tech holdings, Emerging Markets, and good stock selection in industrials. Furthermore, there were almost no “accidents” in the portfolio, which is important in an earnings season where poor operational performance was punished harshly. Active trading took place: Straumann, Brunello Cuccinelli, Geberit, Legrand, and half the position in Saint-Gobain were sold. Apple and Unilever were purchased. In addition, a basket of “professional services” stocks was acquired, where the sell-off due to “AI risk” seems, in our view, overly exaggerated. Specifically, this included Adobe, Wolters Kluwer, and RELX. The bond segment declined slightly in August. Long-term government bonds came under pressure, as did the U.S. dollar. On the other hand, positive returns were recorded in emerging market bonds and corporate bonds, particularly Belgian ones. Over the past month, additional corporate bonds were purchased from VGP and Axa, at yields of more than 4% and more than 5%, respectively.

Asset allocation

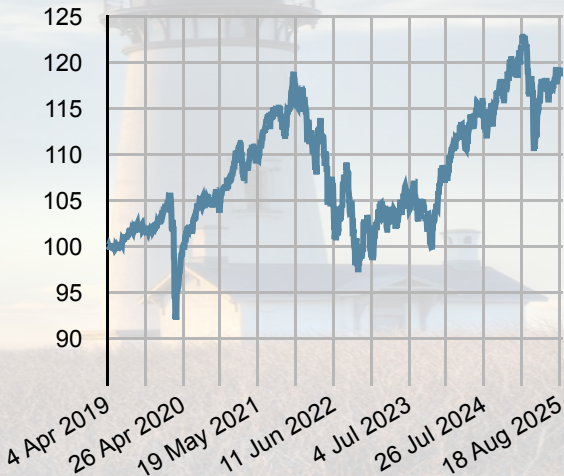


Net asset value (NAV)

NAV class I-Cap	118.46 €
NAV Class I-Dis	113.76 €
Return:	
1 month:	-0.51%
YTD:	-0.25%
2024:	9.4%
2023:	10.2%
2022:	-15.7%
2021:	8.7%
2020:	4.7%

Evolution NAV (Class I - Cap)

Disclaimer: the graph illustrates the past performance of the fund. Past performance does not offer any guarantee for future performance. The performance is net of cost and fees. The fund was launched in April 2019. The performance is calculated in euro.

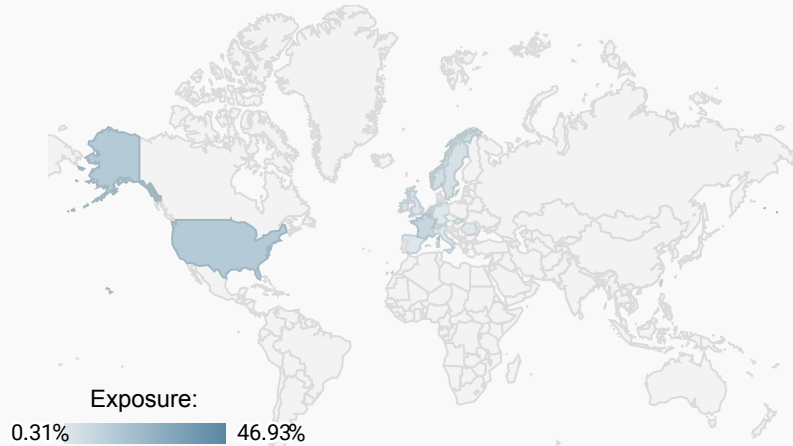


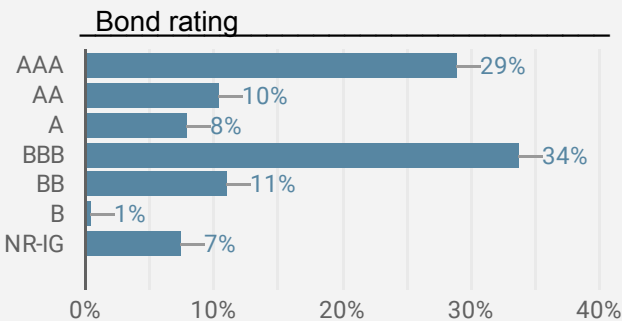
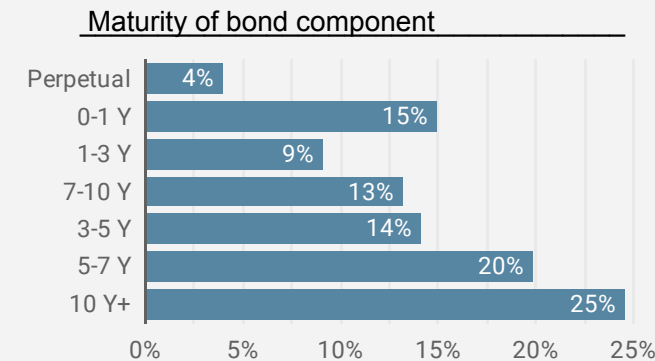
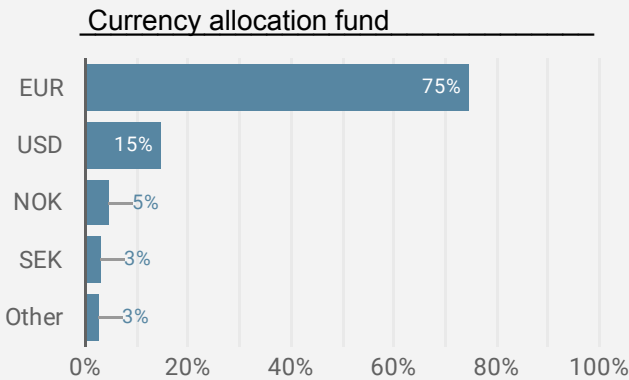
Main characteristics bonds

Current yield to maturity :	4,64%
Average coupon yield:	3,33%
Average maturity:	8,54 years
Average duration:	6,07 years
Average rating:	A-

Overview positions

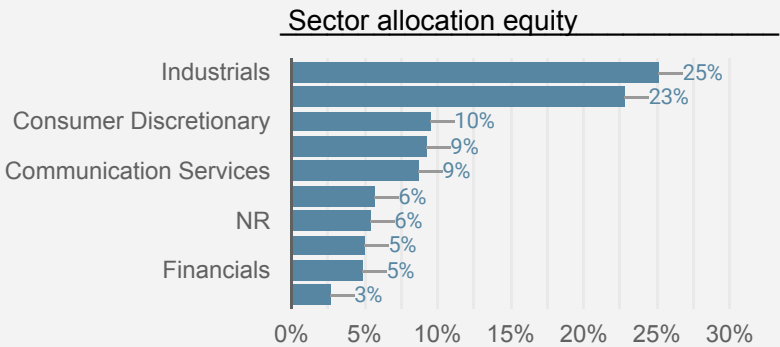
Top - 5 bond positions	Currency	% of total
US Treasury	USD	6.8%
NORWEGIAN GOVERNMENT	NOK	4.1%
VGP NV	EUR	2.5%
EUROPEAN UNION	EUR	2.1%
IRELAND GOVERNMENT BOND	EUR	2.0%
Total bond positions		43
Top - 5 stock positions	Currency	% of total
ALPHABET INC-CLA	USD	2.6%
ECONOP DEMOGRA DYN-OCAP	EUR	2.3%
VINCI SA	EUR	1.8%
L'OREAL	EUR	1.4%
APPLE INC	USD	1.4%
Total stock positions		30



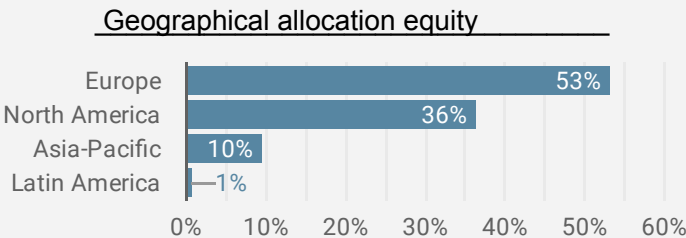
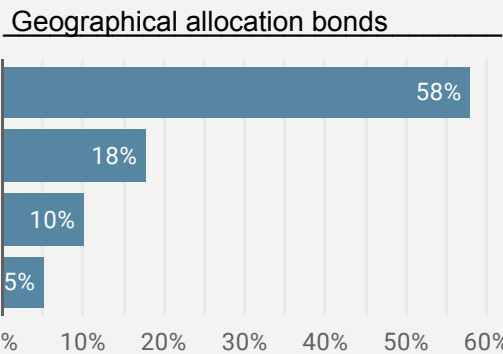
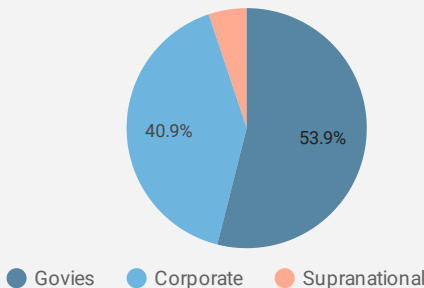


Disclaimer: +/- in rating subcategories are dropped and aggregated.

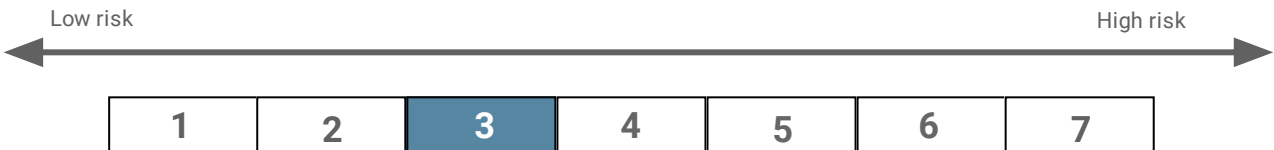
IG = Investment Grade; HY = High Yield



Breakdown government/corporate bonds



Risk Indicator



The risk indicator assumes you keep the product for 5 years. The actual risk may vary significantly if you redeem the product early and you may get back less. The summarised risk indicator is a guide to the risk level of this product compared to other products. It shows how likely the product is to lose money due to movements in the markets or because we are unable to pay you out. We have classified this product as 3 out of 7, which is a medium-low risk class.

This classifies potential losses due to future performance at a medium-low level and poor market conditions are unlikely to affect our ability to pay you out. Be aware of currency risk. You may receive payments in a currency different from your reference currency, so the final return you receive will depend on the exchange rate between the two currencies. This risk is not included in the indicator above. The sub-fund is also exposed to the following materially relevant risks not included in the summary risk indicator: Other risk factors may exist. This product does not protect against future market performance. so you may lose all or part of your investment. If we are unable to pay you what you owe, you may lose your entire investment.

# Econopolis Smart Convictions Fund

## Objectives:

This objective is pursued by investing the sub-fund's assets directly or indirectly through mutual funds, including Exchange Traded Funds (ETF), in equities and fixed income instruments, as well as cash or other monetary instruments, without geographical limitation and without sector or currency restrictions. The sub-fund may invest more than 50% of its net assets through mutual funds, including Exchange Traded Funds (ETF). The individual weight of each asset class (equities, fixed income instruments and derivatives, as well as cash or other monetary instruments) may vary from 0 to 100%, depending on economic and market conditions and the manager's expectations and strategic views. The sub-fund may invest up to 50% of its assets in emerging markets instruments (i.e. instruments issued by entities or governments that have their headquarters or place of business or principal listing in emerging markets, defined as constituents of the MSCI Emerging Markets index).

For the purpose of implementing its main investment policy or investing its cash, the sub-fund may also invest up to a total of 49% in treasury bills, deposits, commercial paper and time deposits. Additionally, the sub-fund may hold cash sight deposits up to 20% of its assets. The sub-fund may invest in derivative financial products, including futures, options, forward foreign exchange contracts, credit default swaps or interest rate swaps, for the purpose of achieving its investment objectives and hedging risk. The sub-fund promotes environmental or social characteristics. This sub-fund is subject to a sustainable investment policy, which can be accessed at <https://www.econopolis.be/en/sustainability>. Additional information on sustainability is available in the fund's prospectus. Benchmark: The portfolio is actively managed on a discretionary basis without reference to a benchmark. For the purpose of implementing its principal investment policy or investing its cash, the sub-fund may also invest up to a total of 49% in treasury bills, deposits, commercial paper and time deposits. Additionally, the sub-fund may hold cash sight deposits up to 20% of its assets. The sub-fund may invest in derivative financial products, including futures, options, forward foreign exchange contracts, credit default swaps or interest rate swaps, for the purpose of achieving its investment objectives and hedging risk. The sub-fund promotes environmental or social characteristics. This sub-fund is subject to a sustainable investment policy, which can be accessed at <https://www.econopolis.be/en/sustainability>. Additional information on sustainability is available in the fund's prospectus. Benchmark: The portfolio is actively managed on a discretionary basis without reference to a benchmark.

Investors can obtain a summary of investor rights (available in Dutch, French and English) on this webpage: <https://www.econopolis.be/nl/regulatory-information/>

## Key facts and practical information

Compartment of:	Econopolis Funds, SICAV under Luxembourg law with European Passport
Risk profile:	1 - 2 - 3 - 4 - 5 - 6 - 7
Investment horizon:	5 year
Launch date:	April 2019
Currency:	EUR
Shares:	Capitalisation & Distribution
ISIN-code I-class Capitalisation:	LU1676055244
ISIN-code I-class Distribution:	LU1676055327
Size:	EUR 22.2M
Subscription fee:	Max. 3% dependant distributor
Redemption fee:	Max. 3% dependant distributor
Subscription and redemption:	Daily before 12pm
Management fee I-Capitalisation:	0,75%
Management fee I-Distribution:	0,75%
Transaction costs I-Capitalisation:	0,04%
Transaction costs I-Distribution:	0,04%
Other administrative or exploitation costs I-Kapitalisation:	0,68%
Other administrative or exploitation costs:	0,67%
Performance fee:	15% on excess return (EONIA + 3%)
NAV-reporting:	<a href="http://www.fundsquare.net/homepage">www.fundsquare.net/homepage</a> , Bloomberg, Reuters, ...
Licensed in:	Belgium, Luxembourg

## Warning:

The compartment is approved for distribution in Belgium en Luxembourg. The prospectus and essential investor information, KIID, are available on the website [www.fundsquare.net/homepage](http://www.fundsquare.net/homepage), where the net asset value is also published. This document is a general document for the general public and is not based on information of the personal situation of the reader. There is no review of the knowledge and experience, neither of his financial situation of investment objectives. There are possibly financial instrument mentioned in this document that are not suitable nor appropriate for the reader. Therefore the document exclusively contains product information of the mentioned financial instrument and cannot be considered as investment advice.

The appointed management company of the UCI bears Luxembourg nationality. The management company may cease marketing the sub-fund in Belgium.

## Commercial Document:

This is an advertisement. Please consult the prospectus of the UCITS and the Key Information Document before making any investment decision.

## Contact

Econopolis wealth management NV | Sneeuwbeslaan 20 bus 12 | 2610 Wilrijk | Tel. +32 3 3 666 466 | Fax +32 3 3 666 466 | [info@econopolis.be](mailto:info@econopolis.be) | [www.econopolis.be](http://www.econopolis.be)  
Responsible editor: Michaël De Man, Econopolis Wealth Management NV