



# Econopolis Patrimonial Sustainable Fund

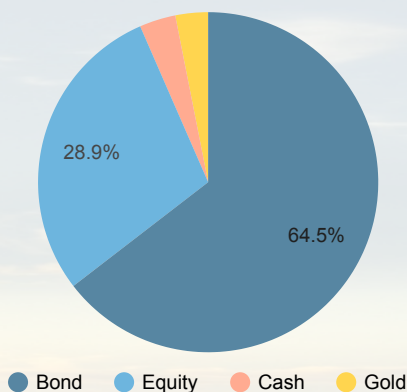
## Description of the fund

Econopolis Patrimonial Sustainable is a compartment of Econopolis Funds SICAV, a UCITS fund under Luxembourg law. The fund aims to deliver a long term return to investors via investments in equity, bonds, and monetary instruments, without geographical restrictions and without restrictions concerning sector or currency allocation. The fund is aimed at investors with an investment horizon of more than 5 years. SFDR classification: Article 8 Fund.

## Managers' comments

Within the equity segment, no major changes were made in August; global stock markets therefore remained virtually stable over the past month. The earnings season for the second quarter was in full swing. Chip giant Nvidia delivered solid sales and profit figures, but was somewhat disappointing in terms of data center revenue. The expected revenue for the third quarter (~USD 54 billion) also remained slightly below forecasts, causing the AI trade to cool somewhat in August. Overall, however, corporate earnings convincingly exceeded analysts' cautious expectations. Notably, small-cap stocks outperformed their larger counterparts. For U.S. smaller companies in particular, this was due to increasing speculation about potential interest rate cuts by the Fed. The bond segment remained relatively stable in August. Corporate bonds again recorded positive returns, while long-term government bonds and USD-denominated bonds posted negative performances. In August, Italy was added as a new issuer. Fundamentally, the country is on a favorable trajectory. At the same time, the yield to maturity on long-term Italian bonds, at 4.55%, remains clearly higher than that of most other EMU countries.

## Asset allocation



## Net asset value (NAV)

NAV Class I-Cap 134.54 €

NAV Class I-Dis 115.57 €

### Returns:

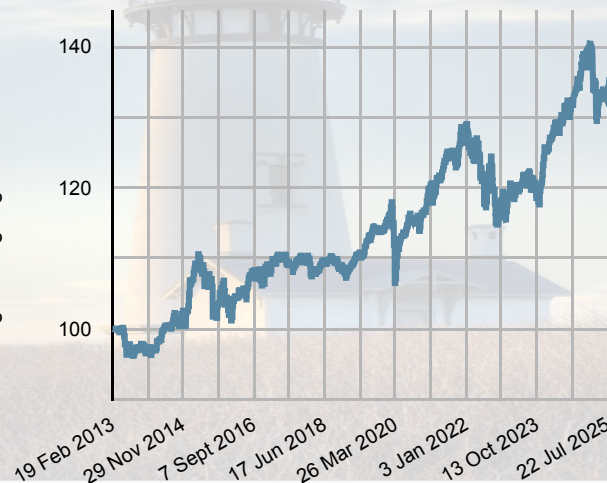
1 month: -0.01%

YTD: -2.27%

<u>2024:</u>	9.5%	<u>2019:</u>	6.7%
<u>2023:</u>	8.9%	<u>2018:</u>	-1.8%
<u>2022:</u>	-10.1%	<u>2017:</u>	0.9%
<u>2021:</u>	9.4%	<u>2016:</u>	3.8%
<u>2020:</u>	2.4%		

## Evolution NAV (Class I - Cap)

Disclaimer: The chart represents the fund's past performance. Past returns are no guarantee for the future. They take into account costs and fees. The fund was established in February 2013. Performance was calculated in euro.

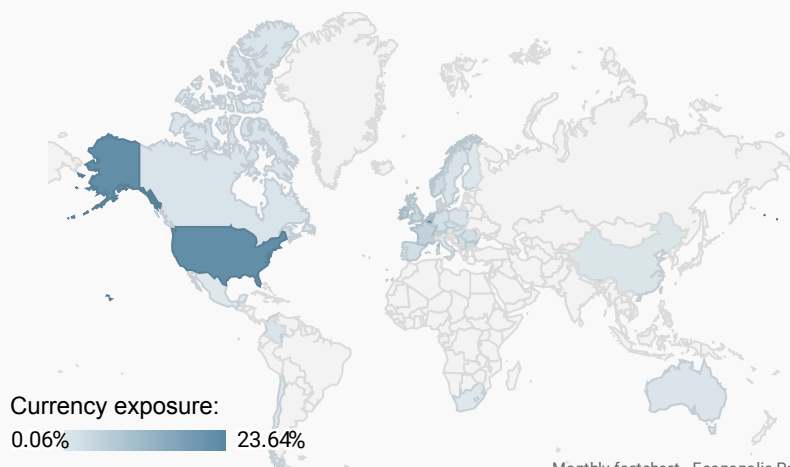


## Main characteristics bonds

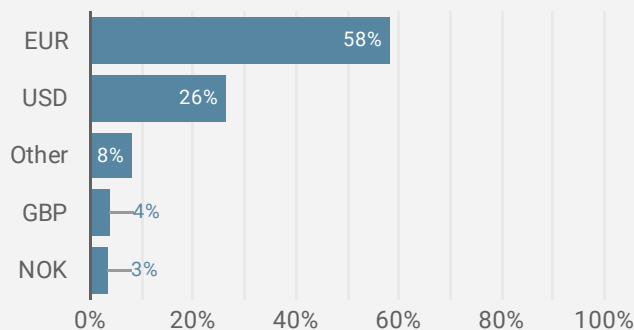
Current yield to maturity :	4,07%
Average coupon yield:	3,03%
Average duration:	6,17 Years
Average rating:	BBB+

## Overview positions

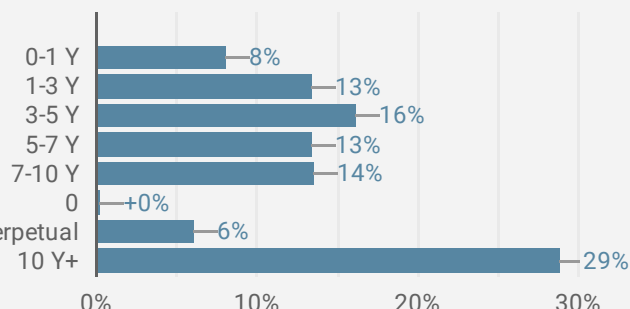
Top 5 bond positions	Currency	% of total
US Treasury	USD	4.9%
VGP NV	EUR	3.7%
BULGARIA	EUR	2.9%
NORWEGIAN GOVERNMENT	NOK	2.6%
IRELAND GOVERNMENT BOND	EUR	2.5%
<b>Total positions:</b>		<b>141</b>
Top 5 stocks positions	Currency	% of total
Alphabet Inc	USD	1.0%
KBC Group NV	EUR	0.9%
Danone SA	EUR	0.9%
Unilever PLC	EUR	0.8%
NVIDIA Corp	USD	0.8%
<b>Total positions</b>		<b>64</b>



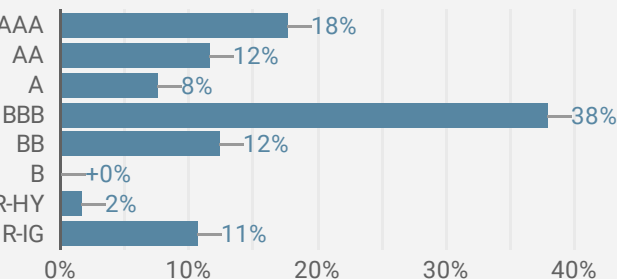
## Currency allocation fund



## Maturity of bond component

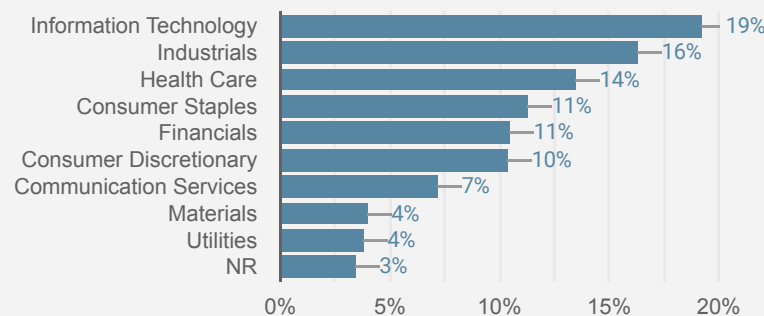


## Bond rating

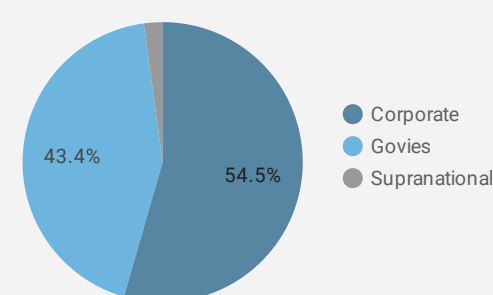


Disclaimer: +/- in rating subcategories are dropped and aggregated.

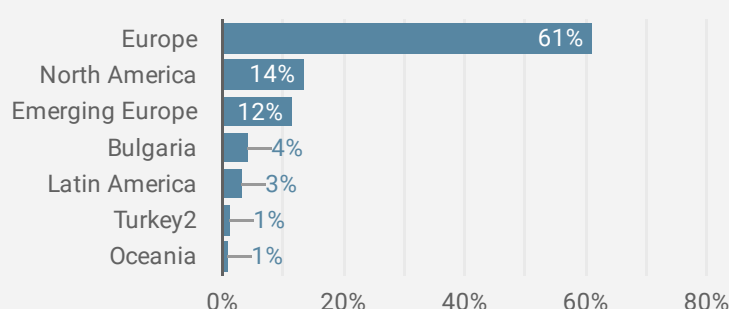
## Sector allocation equity



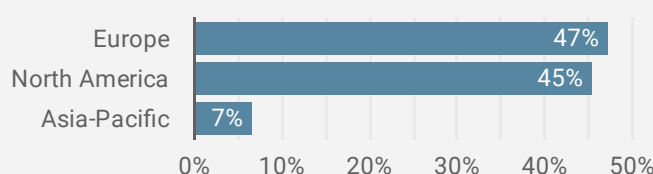
## Breakdown government/corporate bonds



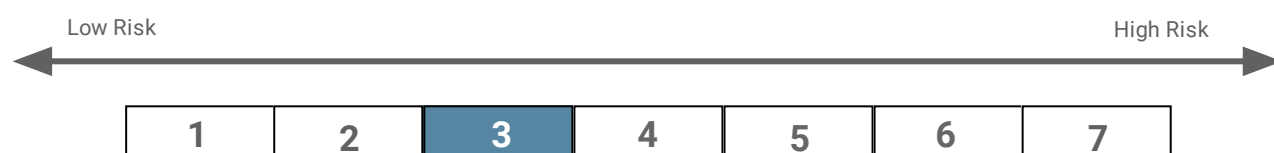
## Geographical allocation bonds



## Geographical allocation equity



## Risk Indicator



The summarised risk indicator is a guide to the risk level of this product compared to other products. It shows how likely the product is to lose money due to movements in the markets or because we are unable to pay you out. We have classified this product as 3 out of 7, which is a medium-low risk class.

This classifies potential losses due to future performance at a medium-low level and poor market conditions are unlikely to affect our ability to pay you out. Be aware of currency risk. You may receive payments in a currency that differs from your reference currency, so the final return you receive depends on the exchange rate between the two currencies. This risk is not taken into account in the indicator above.

The sub-fund is also exposed to the following materially relevant risks not included in the summary risk indicator: Other risk factors may exist. This product does not protect against future market performance, so you may lose all or part of your investment. If we are unable to pay you what you owe, you may lose your entire investment.

## Investment objectives

The sub-fund's objective is to provide long-term capital gains to its shareholders. This objective will be pursued by investing the sub-fund's assets in equities and fixed-income instruments, as well as cash or other monetary instruments, without geographical limitation and without sector or currency restrictions. The sub-fund may invest in bonds or other corporate or government debt instruments, including, inter alia, certificates of deposit with a maturity of more than 3 months, which must be predominantly investment grade and in equities (in which the sub-fund may invest up to 60% of its net assets), the selection of which will be based on economic and market conditions and the expectations and strategic views of the Investment Manager. There are no restrictions or limitations regarding currencies, geographical regions or other specific economic or industrial sectors or niches. For the purpose of implementing its main investment policy or to place its liquid assets, the sub-fund may also invest in T-Bills, certificates of deposit, commercial paper and time deposits up to a total of 49%. Additionally, the sub-fund may place up to 20% of its assets in cash deposits at sight. Subject to legal restrictions, the sub-fund may invest in derivative financial products, such as futures, options, forward foreign exchange contracts, credit default swaps or interest rate swaps, to achieve its investment objectives and to hedge risks. The sub-fund promotes environmental or social characteristics. This sub-fund is subject to a sustainable investment policy, which can be accessed at <https://www.econopolis.be/en/sustainability>. Additional information on sustainability is available in the fund's prospectus. Benchmark: The portfolio is actively managed on a discretionary basis without reference to a benchmark.

Investors can obtain a summary of investor rights (available in Dutch, French and English) on this webpage: <https://www.econopolis.be/nl/regulatory-information/>

## Key facts and practical information

Compartment of: Econopolis Funds, SICAV under Luxembourg law with European Passport

Risk profile: 1 - 2 - 3 - 4 - 5 - 6 - 7

Investment horizon: 5 year

Launch date: February 2013

Currency: EUR

Shares: Capitalisation & Distribution

ISIN-code I-class Capitalisation: LU0889925391

ISIN-code I-class Distribution: LU0889925474

Size: EUR139.0M

Subscription fee: Max. 3% dependant on distributor

Redemption fee: Max. 3% dependant on distributor

Subscription and redemption: Weekly on Monday before 12:00pm

Management fee I-Capitalisation: 0,70%

Management fee I-Distribution: 0,70%

Transaction costs I-Capitalisation: 0,02%

Transaction costs I-Distribution: 0,01%

Other administrative or exploitation costs I-Capitalisation: 0,21%

Other administrative or exploitation costs I-Distribution: 0,15%

Performance fee: NA

NAV-reporting: [www.fundsquare.net/homepage](http://www.fundsquare.net/homepage),

Licensed in: Bloomberg, Reuters, ...

Belgium, Luxembourg and

Switzerland

## Warning:

The compartment is approved for distribution in Belgium, Luxembourg and Switzerland. The prospectus and essential investor information, KIID, are available on the website [www.fundsquare.net/homepage](http://www.fundsquare.net/homepage), where the net asset value is also published. This document is a general document for the general public and is not based on information of the personal situation of the reader. There is no review of the knowledge and experience, neither of his financial situation of investment objectives. There are possibly financial instrument mentioned in this document that are not suitable nor appropriate for the reader. Therefore the document exclusively contains product information of the mentioned financial instrument and cannot be considered as investment advice.

The appointed management company of the UCI bears Luxembourg nationality. The management company may cease marketing the sub-fund in Belgium.

## Commercial Document:

This is an advertisement. Please consult the prospectus of the UCITS and the Key Information Document before making any investment decision.

## Contact

Econopolis wealth management NV | Sneeuwbeslaan 20 bus 12 | 2610 Wilrijk | Tel. +32 3 3 666 466 | Fax +32 3 3 666 466 | [info@econopolis.be](mailto:info@econopolis.be) | [www.econopolis.be](http://www.econopolis.be)

Responsible editor: Michaël De Man, Econopolis Wealth Management NV

Monthly factsheet - Econopolis Patrimonial Sustainable - Data per 29/08/2025