

Econopolis Patrimonial Sustainable Fund

Description of the fund

Econopolis Patrimonial Sustainable is a compartment of Econopolis Funds SICAV, a UCITS fund under Luxembourg law. The fund aims to deliver a long term return to investors via investments in equity, bonds, and monetary instruments, without geographical restrictions and without restrictions concerning sector or currency allocation. The fund is aimed at investors with an investment horizon of more than 5 years.

Managers' comments

This compartment closed the month 0,64% higher. Western stock markets got the year off to a good start. Within the compartment, Arista Networks, Stryker and Marvell were among the stocks that generated the highest return. Both network company Arista Networks and chip manufacturer Marvell are benefiting from investments in cloud infrastructure and artificial intelligence. Stryker, which provides products and services for the medical sector, reported excellent results and prospects. On Semiconductor, Samsung Electronics and Shenzhou International were among the poorest performing shares within the compartment. The slowed down growth and poor figures at competitors weighed down on On Semiconductor's share price. At Samsung Electronics, earnings came in slightly below expectations. Shares of sporting goods manufacturer Anta Sports slumped because of the broad price declines on the Chinese stock market.

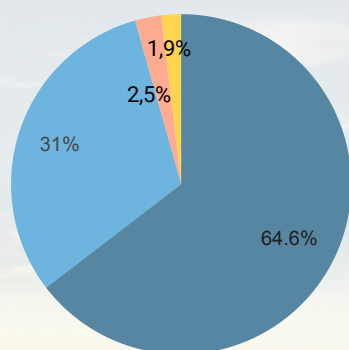
After a very strong ride in 2023, bonds seem to be trading water in 2024.

In January, additional purchases were made in Cofinimmo (maturity in 2029), AT&T (perpetual) and Elia (maturity in 2036). Yields to maturity on these bonds were between 3.8% and 6.3% at the time of purchase.

Fund managers



Asset allocation



Net asset value (NAV)

NAV Class I-Cap 126.47 €

NAV Class I-Dis 111.70 €

Returns:

Period	Return
1 month:	0.64%
YTD:	0.64%
2023:	8.87%
2022:	-10.14%
2021:	9.38%
2020:	2.43%
2019:	6.65%
2018:	-1.79%
2017:	0.86%
2016:	3.78%

Evolution NAV (Class I - Cap)



19 Feb 2013, 12 Sept 2014, 4 Apr 2016, 26 Oct 2017, 19 May 2019, 9 Dec 2020, 2 Jul 2022, 23 Jan 2024

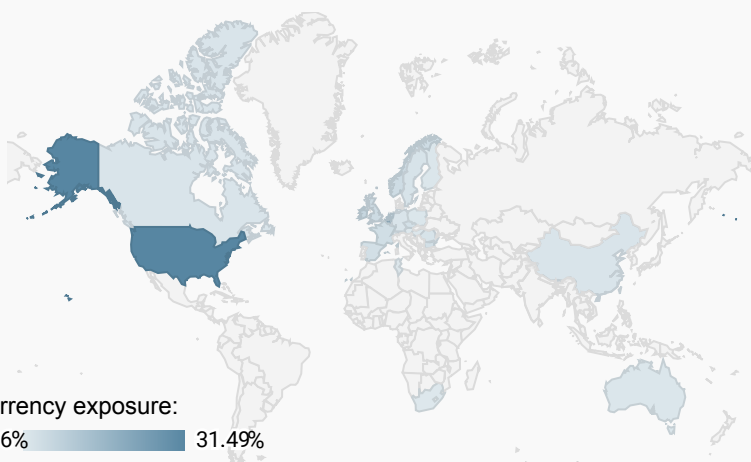
Disclaimer: The chart represents the fund's past performance. Past returns are no guarantee for the future. They take into account costs and fees. The fund was established in February 2013. Performance was calculated in euro.

Main characteristics bonds

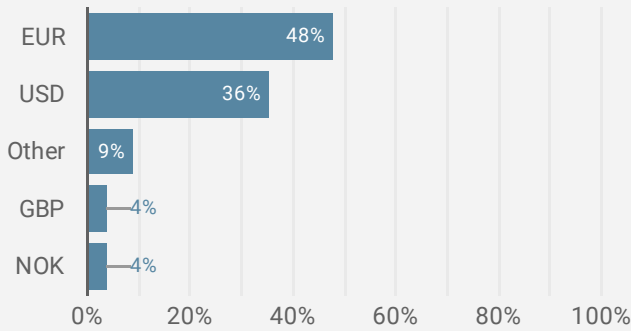
Current yield to maturity :	4,46%
Average coupon yield:	2,69%
Average duration:	6,02 year
Average rating:	A-

Overview positions

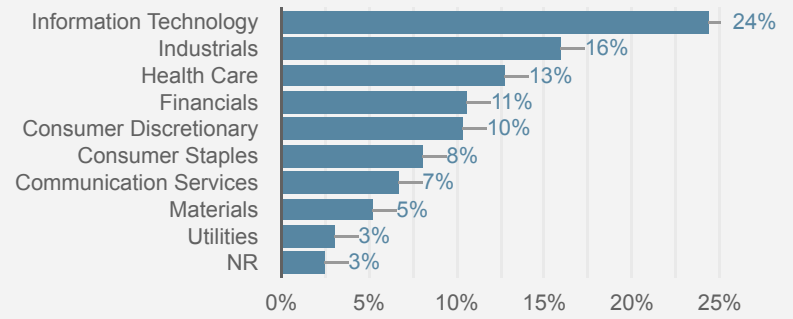
Top 5 bond positions	Currency	% of total
US Treasury	USD	10.3%
IRELAND GOVERNMENT BOND	EUR	2.7%
BULGARIA	EUR	2.7%
CZECH REPUBLIC	CZK	2.6%
NORWEGIAN GOVERNMENT	NOK	2.6%
Total positions:		117
Top 5 stocks positions	Currency	% of total
Arista Networks Inc	USD	1.4%
Visa Inc	USD	1.2%
Microsoft Corp	USD	1.2%
Alphabet Inc	USD	1.1%
BOOKING HOLDINGS INC	USD	1.1%
Total positions		41



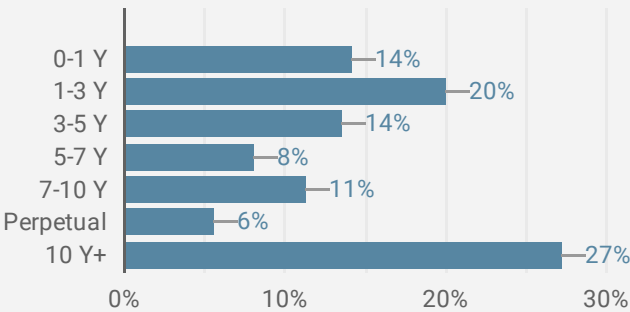
Currency allocation fund



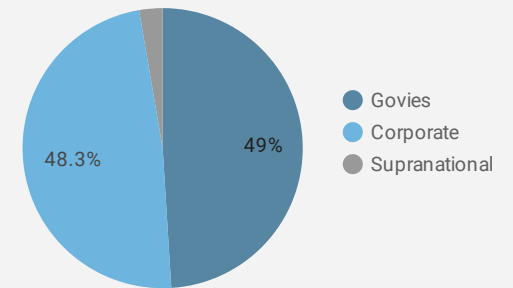
Sector allocation equity



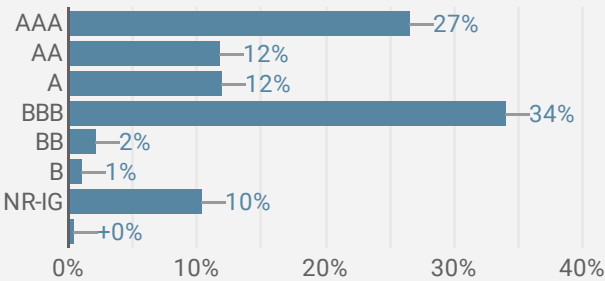
Maturity of bond component



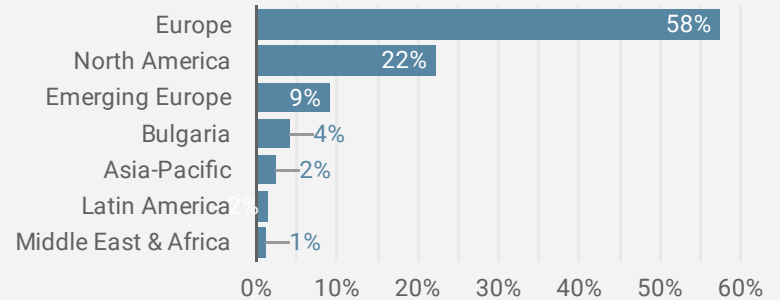
Breakdown government/corporate bonds



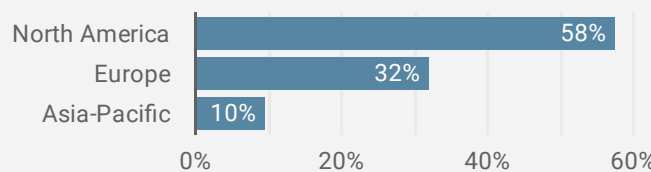
Bond rating



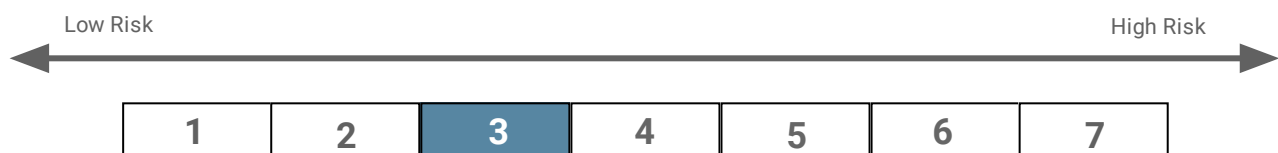
Geographical allocation bonds



Geographical allocation equity



Risk Indicator



The summarised risk indicator is a guide to the risk level of this product compared to other products. It shows how likely the product is to lose money due to movements in the markets or because we are unable to pay you out. We have classified this product as 3 out of 7, which is a medium-low risk class.

This classifies potential losses due to future performance at a medium-low level and poor market conditions are unlikely to affect our ability to pay you out. Be aware of currency risk. You may receive payments in a currency that differs from your reference currency, so the final return you receive depends on the exchange rate between the two currencies. This risk is not taken into account in the indicator above.

The sub-fund is also exposed to the following materially relevant risks not included in the summary risk indicator: Other risk factors may exist. This product does not protect against future market performance, so you may lose all or part of your investment. If we are unable to pay you what you owe, you may lose your entire investment.

Investment objectives

The sub-fund's objective is to provide long-term capital gains to its shareholders. This objective will be pursued by investing the sub-fund's assets in equities and fixed-income instruments, as well as cash or other monetary instruments, without geographical limitation and without sector or currency restrictions. The sub-fund may invest in bonds or other corporate or government debt instruments, including, inter alia, certificates of deposit with a maturity of more than 3 months, which must be predominantly investment grade and in equities (in which the sub-fund may invest up to 60% of its net assets), the selection of which will be based on economic and market conditions and the expectations and strategic views of the Investment Manager. There are no restrictions or limitations regarding currencies, geographical regions or other specific economic or industrial sectors or niches. For the purpose of implementing its main investment policy or to place its liquid assets, the sub-fund may also invest in T-Bills, certificates of deposit, commercial paper and time deposits up to a total of 49%. Additionally, the sub-fund may place up to 20% of its assets in cash deposits at sight. Subject to legal restrictions, the sub-fund may invest in derivative financial products, such as futures, options, forward foreign exchange contracts, credit default swaps or interest rate swaps, to achieve its investment objectives and to hedge risks. The sub-fund promotes environmental or social characteristics. This sub-fund is subject to a sustainable investment policy, which can be accessed at <https://www.econopolis.be/en/sustainability>. Additional information on sustainability is available in the fund's prospectus. Benchmark: The portfolio is actively managed on a discretionary basis without reference to a benchmark.

Investors can obtain a summary of investor rights (available in Dutch, French and English) on this webpage: <https://www.econopolis.be/nl/regulatory-information/>

Key facts and practical information

Compartment of:	Econopolis Funds, SICAV under Luxembourg law with European Passport
Risk profile:	1 - 2 - 3 - 4 - 5 - 6 - 7
Investment horizon:	5 year
Launch date:	February 2013
Currency:	EUR
Shares:	Capitalisation & Distribution
ISIN-code I-class Capitalisation:	LU0889925391
ISIN-code I-class Distribution:	LU0889925474
Size:	EUR 129.1M
Subscription fee:	Max. 3% dependant on distributor
Redemption fee:	Max. 3% dependant on distributor
Subscription and redemption:	Weekly on Monday before 12:00pm
Management fee:	0,70%
Total expense ratio I-Kapitalisatie:	0,87%
Total expense ratio I-Distributie:	0,87%
Performance fee:	NA
NAV-reporting:	www.fundsquare.net/homepage , Bloomberg, Reuters, ...
Licensed in:	Belgium, Luxembourg and Switzerland



Average sustainability risk score < 30	✓
Controversy score < 4	✓
Conformity exclusion list Norwegian Pension Fund	✓

Warning:

The compartment is approved for distribution in Belgium, Luxembourg and Switzerland. The prospectus and essential investor information, KIID, are available on the website www.fundsquare.net/homepage, where the net asset value is also published. This document is a general document for the general public and is not based on information of the personal situation of the reader. There is no review of the knowledge and experience, neither of his financial situation of investment objectives. There are possibly financial instrument mentioned in this document that are not suitable nor appropriate for the reader. Therefore the document exclusively contains product information of the mentioned financial instrument and cannot be considered as investment advice.

The appointed management company of the UCI bears Luxembourg nationality. The management company may cease marketing the sub-fund in Belgium.

Commercial Document:

This is an advertisement. Please consult the prospectus of the UCITS and the Key Information Document before making any investment decision.

Contact